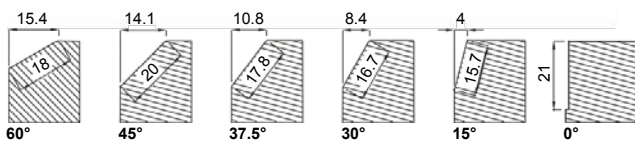


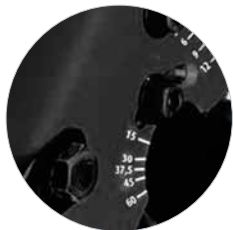


# ELECTRIC BEVELER 0/15-60/TUBE BEVELLING & DEBURRING MACHINE


- High torque AC induction motor offers long life and quiet running
- Adjustable milling angle from 0° and 15° to 60°
- Maximum land width 21 mm
- Tube beveling Ø 150 - 350 mm, with optional table plate Ø 300 up to Ø 600 mm
- Delivery with 12 carbide inserts and tool holder, table plate for beveling tubes Ø 150 - 350 mm and tools
- Change of inserts quick & easy - tool-free
- Precise bevel depth adjustment



Ideal for weld seam preparation



Precise adjustment of bevel angle and height



Tube beveling Ø 150 - 350 mm, with optional table plate Ø 300 up to Ø 600 mm



Delivery in carry case



12 carbide inserts and tool holder included, heavy duty construction



Optional: 12 carbide inserts Ref. 495030

Technical specifications	
Power input	1.100 W
Voltage	230 V / 50 Hz
Speeds	3.000 min <sup>-1</sup>
Beveling	60°: 18 mm, 45°: 20 mm 37,5°: 17,8 mm, 30°: 16,7 mm 15°: 15,7 mm, 0°: 21 mm
Dimensions	503 x 350 x 248 mm
Net weight	20,3 kg

Description	Reference
Delivery in carry case with 12 carbide inserts, tool holder, table plate for tube beveling Ø 150 - 350 mm and tools	495020N
Accessories (optional)	Reference
Base plate for tube beveling Ø 300 up to Ø 600 mm	495040
12 carbide inserts	495030