

JEPSON POWER®

GERMANY
Leading Through Innovation since 1984



dry cutting technology | clean | fast | thin | ecological



The Catalog Prime Line





**1984 WORLD PREMIERE
THE FIRST DRY CUTTER**

**OUR LATEST INNOVATION
Ø 355mm PREMIUM SUPER
DRY MITER CUTTER**



Jepson Power „Leading Through Innovation ...“

Since 1984 this has been the guiding principle of Jepson Power, the inventor of dry cutter technology, innovative, high-quality machines and saw blades for processing metals and composites. With our technology, the cutting process is fast, almost burr-free, without cooling and with a long service life. Thanks to many years of experience, competent product consultants and a Research & Development department, Jepson Power is able to develop innovative and tailor-made solutions such as specially coated saw blades.

For us, innovation means constantly improving our products, providing targeted user-friendliness and excellent service. This is based on our continuous investment in research and development. It is our goal in the future to set new standards in the industry with our dry cutter technology. Forward-looking innovations, as we did through pioneering work in the 80s, underline our position as a leader.


From the idea to technology, that's what we stand for. With this claim, Jepson Power achieved market leadership with its Dry Cutter technology in its well-known yellow-blue colors.















The next generations of our dry cutter machines with their unique saw blades are already being developed and tested in our German production facility in Eschweiler. Our daily incentive: to saw faster, achieve better tool life and larger cutting areas! As the world market leader in the field of high-speed carbide-tipped saw blades and one of the world market leaders in the field of portable power tools, it is our constant endeavor to continue developing the best possible and most innovative products based on the highest quality standards.

**Pierre Michiels
CEO**

CONTENT

OVERVIEW	4 - 9
• Saw blades	4
• Dry Cutter machines	6
• Magpro core drilling machines	8
DRYTECH® SAW BLADES	10 - 21
• TCT saw blades for metal	10
• Coated TCT saw blades	14
• TCT saw blades for aluminum	15
• TCT saw blades for cordless tools	16
• TCT milling saw blades	18
• Aurora - TCT saw blades for carbon fiber	19
• Throw away saw blades	20
DRY CUTTER MACHINES	22 - 43
• Chop and miter saws	22
• Handheld circular saws	32
• Pneumatic saws	41
CORE DRILLING TECHNOLOGY	44 - 73
• Magpro core drilling machines	44
• Accessories	62
• HSS-Co core drill	64
• Coated core drills	68
• Core drill sets	70
• HSS countersinks	71
• HSS twist drills	71
• Thread cutting systems	72
SPECIAL MACHINES FOR METAL	74 - 83
• Electric hole cutting drill	74
• Electric taper	76
• Beveler / deburring machines	77
• Sanders / polisher	80
TRAINING & CONSULTING	82
JEPSON POWER WEBSITE & SOCIAL MEDIA	83



DRYTECH® SAW BLADES		TCT SAW BLADES (STANDARD)	TCT SAW BLADES INDUSTRIAL & PRODUCTION	TCT SAW BLADES SPECIAL COATED NSF	TCT SAW BLADES FOR ALUMINUM
	Eco friendly Dry Cut Technology	✓	✓	✓	✓
	Blade diameter* mm	160 - 355	100 - 730 (> on request)	230 - 355 (> on request)	100 - 600
	Materials	Steel, NF-metals, Plastics, Composites, Stainless steel	Steel, NF-metals, Plastics, Composites, Stainless steel	Stainless steel	Aluminum, NF-metals
	Suitable for	Power tools & Semi or fully automated stationary machines	High-speed full- & semiautomatic stationary units	Power tools & High-speed full- & semiautomatic stationary units	CNC machining centers, Double mitre saws, manual saws, semi or fully automated stationary machines
	Cutting capacity mm	machine-dependent	machine-dependent	machine-dependent	machine-dependent
	Cutting speed m	depending on the saw blade diameter	depending on the saw blade diameter	depending on the saw blade diameter	depending on the saw blade diameter
	Kerf mm	1,8 - 3,4	1,0 - 3,6	2,0 - 2,2	1,8 - 4,2
	Centre bore* mm	16, 20, 25,4, 30	20, 25,4, 50, 60	25,4	20, 22, 30, 32
	Pin bores*	customer specific	customer specific	customer specific	customer specific
	Teeth	30 - 120	40 - 210	48 - 90	16 - 144
	Resharpenable	✓	✓	✓	
	Coated		on request	✓	
	Custom sizes on request	✓	✓	✓	✓
	Page number	10	13	14	15

*Custom sizes / bores on request



TCT SAW BLADES LBS - IMPACT RESISTANT	TCT SAW BLADES FOR STAINLESS STEEL (CORDLESS TOOLS)	TCT MILLING SAW BLADES FOR METAL	TCT SAW BLADES AURORA	CT SAW BLADES THROW AWAY
✓	✓		✓	
137 - 255	137, 150, 165, 203	100 - 160	70 - 405	250 - 460
Steel, NF-metals, Plastics, Composites	Stainless steel	Stainless steel, mild steel, aluminum	CFRP, CFRTP, AFR, plastics, glass-fiber	Solid Steel, stainless steel, NF-metals, cast iron
Cordless tools	Cordless tools	5-axis machining centers	Robots, Milling Centres, 5-Axe CNC Machining Centres, Common aluminum and wood-working machines	fully automatic stationary machines
machine-dependent	machine-dependent	machine-dependent	machine-dependent	machine-dependent
depending on the saw blade diameter	depending on the saw blade diameter	depending on the saw blade diameter	depending on the saw blade diameter	depending on the saw blade diameter
1,0 - 1,4	1,5 - 1,7	1,0 - 3,0	1,0 - 4,0	2,0 - 2,7
16. 20, 25,4	16. 20, 25,4	16, 22	20, 22,2, 25,4, 30	32, 40, 50
customer specific	customer specific	customer specific	customer specific	customer specific
30 - 66	30 - 54	16 - 40	60 - 300	54 - 200
	✓			
✓	✓	✓	✓	✓
16	17	18	19	20

NEW!



DRY CUTTER MACHINES

PREMIUM SUPER DRY MITER CUTTER 9414

HAND DRY CUTTER 8203E

PREMIUM SUPER DRY CUTTER 9435 T3

PREMIUM DRY CUTTER 9430 T3

DRY MITER CUTTER 9410 ND

#	Reference	600514	608295E	600560T3	600520T3	600651
	Eco friendly	✓	✓	✓	✓	✓
	Power input	Watt	2.400	2.400	2.000	1.500
	Voltage	230V/50Hz or 115V/60Hz	18V	230V/50Hz or 115V/60Hz	230V/50Hz	230V/50Hz
	Bore	Ø 25,4	25,4 / 20	25,4	25,4	25,4
	No load speed	min ⁻¹	1.400	3.500	1.400	1.600
	Net weight	kg	25	5,4	25	23
	Blade size	mm	355	203	355	305
	Round 90° Round 45°	mm	Ø 140 / in Inox 125 Ø 102	67 x 6 42 x 6	Ø 140 / in Inox 125 Ø 102	Ø 115 Ø 85
	Square 90° Square 45°	mm	125 x 125 80 x 80	67 x 67 x 6 42 X 42 x 4 (bevel cut)	125 x 125 80 x 80	100 x 100 85 x 85
	Rectangular 90° Rectangular 45°	mm	105 x 155 75 x 100	67 x 6 42 x 4 (bevel cut)	105 x 155 75 x 100	85 x 160 85 x 85
	Angle 90° Angle 45°	mm	125 x 125 80 x 80	67 x 67 x 6 42 x 42 x 4 (bevel cut)	125 x 125 80 x 80	100 x 100 85 x 85
	Sheet 90° Sheet 45°	mm		10 8 (bevel cut)		
	Cutting depth 90° Cutting depth 45°	mm		67 42 (bevel cut)		
	Miter cut		-45 - 0 - +45°		90 - 75 - 60 - 45°	90 - 75 - 60 - 45°
	Bevel cut			✓		
	Vibration	m/s ²	1,19		1,19	0,53
	Vibration damper		✓		✓	
	Sound pressure level	dB(A)	100	87,3	100	100
	Suction					
	Cable length	m	2,5		2,5	2,5
	Soft Start			✓		
	Operating pressure	bar				
	Air consumption	m ³ /min				
	Air connection					
#	Page number	22	34	24	26	30



SUPER HAND DRY CUTTER 8320	HAND DRY CUTTER 8230N	HAND DRY CUTTER 8203	HAND DRY CUTTER 8230 AIR	SUPER HAND DRY CUTTER 8320 AIR	PIPE DRY CUTTING MACHINE 180 AIR
608270	608280I	608295	608100	608200	608300SET
✓	✓	✓	✓	✓	✓
1.800	1.700	1.700	1.500	1.800	2.400
230V/50Hz or 115V/60Hz	230V/50Hz or 115V/60Hz	230V/50Hz			
25,4	25,4	25,4/20	25,4	25,4	20/30
1.700	2.600	3.700	1.700	1.200	1.800
8,4	7,1	6,3	8,6	11	12,5
320	230	203	230	320	160-200
120 x 6 -	82 x 6 56 x 6	67 x 6 42 x 6	82 x 6 56 x 6	120 x 6 -	300-1600 accessories dependent
120 x 120 x 6 -	82 x 82 x 6 56 x 56 x 4 (bevel cut)	67 x 67 x 6 42 X 42 x 4 (bevel cut)	82 x 82 x 6 56 x 56 x 4 (bevel cut)	120 x 120 x 6 -	
120 x 6 -	82 x 6 56 x 4 (bevel cut)	67 x 6 42 x 4 (bevel cut)	82 x 6 56 x 4 (bevel cut)	120 x 6 -	
120 x 120 x 6 -	82 x 82 x 6 56 x 56 x 4 (bevel cut)	67 x 67 x 6 42 x 42 x 4 (bevel cut)	82 x 82 x 6 56 x 56 x 4 (bevel cut)	120 x 120 x 6	
10	10 8 (bevel cut)	10 8 (bevel cut)	10 8 (bevel cut)	10	
120 -	82 56 (bevel cut)	67 42 (bevel cut)	82 56 (bevel cut)	120 -	
	✓	✓	✓		
1,4	1,0	1,0	< 2,5	< 2,5	< 2,5
99,0	88,5	88,5	103,3	95	98,0
✓				✓	
5	5	5			
✓	✓	✓			
			6	6	6
			2	2	3,0
			R 1/2"	R 1/2"	R 3/3"
32	36	40	42	41	43



**MAGPRO
MAGNETIC DRILLING MACHINES
MADE BY JEPSON POWER**

**MAGPRO 35
KOMPAKT**

MAGPRO 35

**MAGPRO 35
ADJUST 1S
MAGPRO 35
ADJUST 2S**

**MAGPRO TP
2000**

**MAGPRO
40/1S**

**MAGPRO
40/1S
ADJUST
SWIVEL**

**MAGPRO
40/2S**

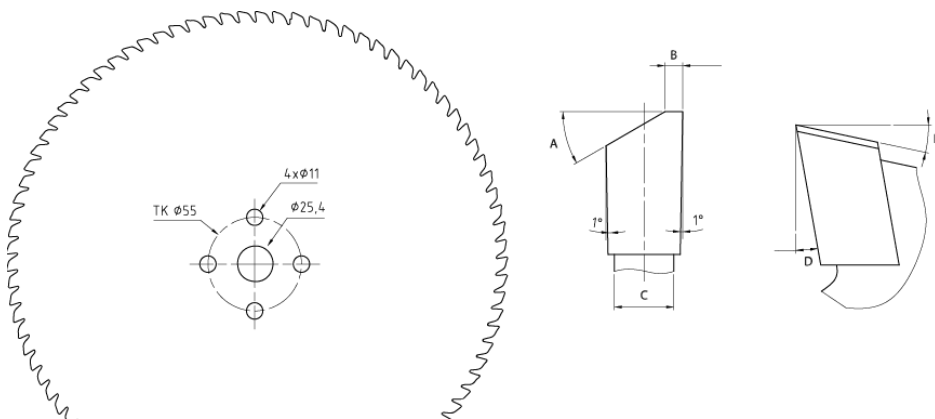
Reference		490050	490150	490150 1 490150 2	490190N	490140K	490140S	490142
Power input	Watt	1.100	1.100	1.100	1.100	1.100	1.100	1.100
Voltage	Hz	230V/50Hz	230V/50Hz	230V/50Hz	230V/50Hz	230V/50Hz	230V/50Hz	230V/50Hz 115V/60Hz
Core drill max.Ø x L	mm	12 - 35 x 30	12 - 35 x 70	12 - 35 x 110	12 - 35 x 110	12 - 40 x 110	12 - 40 x 110	12 - 40 x 110
Twist drill max.Ø x L	mm	6 - 11 x 20 Weldon	13 x 110	13 x 140	13 x 110	13 x 140	13 x 140	13 x 140
Thread cutting max.Ø	mm				M5 - M22			
Countersink max. Ø	mm		30					30
twist drilling No load / Full load	rpm	650 / 390	620 / 350	450 / 270 730 / 440	550 / 200	625	625	650 / 405 1100 / 790
Thread cutting No load / Full load	rpm				150 / 90			
Speed core drilling 1 No load / Full load	rpm	650 / 390	620 / 350	450 / 270	550 / 330	625	625	1100 / 790
Speed core drilling 2 No load / Full load	rpm			- 730 / 440				650 / 405
Speed core drilling 3 No load / Full load	rpm							
Speed core drilling 4 No load / Full load	rpm							
R / L rotation					auto reverse tap			
Stroke	mm	35	80	85 - 230	150	85 - 200	85 - 200	165
Shank		Weldon 19	Weldon 19	Weldon 19	Weldon 19	Weldon 19	Weldon 19	Weldon 19
Quick Release		✓	optional	✓		✓	✓	
Magnet holding force	N	15.000	15.000	17.000	15.000	10.500	10.500	17.000
Magnetic surface	mm	165 x 80	165 x 80	175 x 90	165 x 80	158 x 76	158 x 76	175 x 85
Swivel Base							✓	
Cooling system		external	integrated, automatic	integrated, automatic	integrated, automatic	integrated, automatic	integrated, automatic	integrated, automatic
Net weight	kg	10	12	14 / 15	13,7	12	12	13
Operating pressure	bar							
Air consumption								
Air connection								
Page number		48	49	46	47	50	51	45

		PRIME LINE	PRIME LINE		PRIME LINE	PRIME LINE	PRIME LINE	PRIME LINE	
MAGPRO 50/2S	MAGPRO 50/2S ADJUST	MAGPRO 60/2S	MAGPRO 60M20	MAGPRO 75/4S (SWIVEL BASE)	MAGPRO 80/4S	MAGPRO 100M30	MAGPRO 150M42	MAGPRO 200M52	MAGPRO 52 AIR
490170	490170 2	491170N	491170M20	490160 490160S	490184	491100N	491150N	491200N	490000
1.800	1.100	1.550	1.550	1.800	1.600	1.880	2.400	2.850	1.000
230V/50Hz	230V/50Hz	230V/50Hz	230V/50Hz	230V/50Hz	230V/50Hz 115V/60Hz	230V/50Hz	230V/50Hz	230V/50Hz	230V/50Hz
12 - 50 x 70	12 - 50 x 110	12 - 60 x 75	12 - 60 x 75	12 - 75 x 70	12 - 80 x 110	12 - 100 x 110	12 - 150 x 110	12 - 200 x 110	12 - 52 x 110
16 x 110	13 x 140	23 x 190	23 x 190	16 x 110 / 32 MT3	16 x 110 / 32 MT3	32 x 260	46 x 260	56 x 260	13 x 140
			M5 - M20	M4 - M22		M4-M30	M5-M42	M5-M52	
50		55	55	55	55	63	63	63	
500 / 300	450 / 170			530 / 310	660 / 365				400 / 200
				210 / 120					
380 / 230	300 / 180	250 / 135	250 / 135	210 / 120	190 / 105	90(50)/70(40)	80(60)	70(50)	400 / 200
500 / 300	450 / 170	605 / 330	605 / 330	270 / 160	300 / 165	185(100)/145(80)	165(125)	135(100)	
				410 / 290	420 / 230	305(165)/245(135)	275(205)	290(215)	
				530 / 310	660 / 365	605(330)/485(265)	545(410)	555(420)	
				✓		✓	✓	✓	
100	85 - 230	190/240	190/240	100	85 - 270	260	300	330	260
Weldon 19	Weldon 19	Weldon 19/ MT2	Weldon 19/ MT2	Weldon 19/32, MT3	Weldon 19/32, MT3	Weldon 19/32, MT3	Weldon 19/32, MT4	Weldon 19/32, MT5	Weldon 19
optional	✓				optional				
32.000	17.000	15.300	15.300	32.000	17.000	17.600	20.500	26.800	8.000
200 x 100	175 x 90	178 x 94 x 44	178 x 94 x 44	200 x 100	220 x 110	210 x 105 x 70			216 x 86
				- / ✓					
integrated, automatic	integrated, automatic	integrated, automatic	integrated, automatic	integrated, automatic	integrated, automatic	integrated, automatic	integrated, automatic	integrated, automatic	automatic, external
22,9	15	17	17	24,8 / 27	24	26	42	52	21,5
									6
									1,8
									R 3/8"l
52	53	54	55	56	57	58	59	60	61

ECO-FRIENDLY
with Dry Cutting-Technology



Research & development



Lasering the segments



Soldering the carbide teeth



Sharpening process



DRYTECH®- METAL CUTTING SAW BLADES

dry - fast - burr free

Carbide or cermet tipped saw blades are suitable for high speed stationary semi-automatic and fully automatic cutting units.


Fast cutting, burr free and without coolant of pipes and profiles made of: Steel, stainless steel, plastics, compound materials, aluminum and other non-ferrous metals.

The DryTech® saw blades can saw different materials and shapes due to a variety of different geometries: cladding, pipes, sealing profiles, sandwich elements, composites, window profiles and ventilation profiles, etc. The special tooth shape guarantees a perfect cutting surface and a long service life of the saw blades.

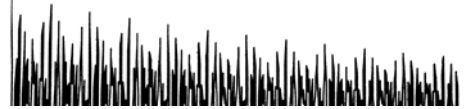
- Thinnest kerf
- Eco friendly dry cut technology
- Shortest cycle times thanks to high cutting speed
- Material saving through thin-cutting technology
- Flexible application in different materials and shapes
- Laser slots filled with synthetic resin reduce noise
- Very high durability
- Excellent cut quality
- Resharpenable up to 5 times due to generous carbide teeth

Vibration during the cut:

Jepson Power saw blades 355/90T



Competitor saw blade



Hardening by heat treatment



Continuous quality control



DRYTECH® TCT HIGH-SPEED METAL CUTTING SAW BLADES

INDUSTRY & CONSTRUCTION



Ø [mm]	Bore	Kerf	Teeth	Max. rpm	Application	Reference
137	20	1,50	30	4.000	stainless steel	72113730I
150	20	1,50	42	4.000	stainless steel	72115042I
160	30*	1,80	32	4.200	steel	72016032
165	20	1,70	48	4.000	stainless steel	72116548I
180	30*	1,85	36	4.000	steel	72018036
180	20	1,85	36	4.000	steel	72118036
180	20	1,60	48	4.000	steel	72118048S
180	20	2,00	48	4.000	steel & stainless steel	72118048YS
192	20	1,85	48	4.000	steel (thin)	719248
192	20	1,85	48	4.000	aluminum	719248A
192	20	1,85	70	4.000	metal sheets	719270
200	30*	1,90	40	3.800	steel	72020040
200	30*	1,90	60	3.800	steel (thin)	72020060
203	25,4	1,90	42	3.800	stainless steel	72120342I
203	25,4	1,90	48	3.800	aluminum	72120048A
203	25,4	1,70	54	3.800	stainless steel (cordless)	72120354I
203	25,4	1,90	70	3.800	steel (thin wall)	72120070
210	30*	2,00	42	3.600	steel	72021042
210	30*	2,00	64	3.600	steel (thin wall)	72021064
230	30*	2,00	48	3.000	steel	72023048
230	30*	2,00	60	3.000	aluminum	72023060
230	30*	2,00	68	3.000	steel (thin)	72023068
230	25,4	2,00	48	3.000	steel	72123048
230	25,4	2,00	48	3.000	steel & stainless steel	72123048I
230	25,4	2,00	60	3.000	aluminum	72123060
230	25,4	2,00	68	3.000	steel (thin)	72123068
230	25,4	2,00	84	3.000	metal sheets	72123084
255	25,4	2,00	60	2.200	steel	600598
255	25,4	2,00	66	2.200	steel (thin)	600654
255	25,4	2,20	80	2.200	aluminum	600655A
305	25,4	2,20	60	1.800	steel	600530
305	25,4	2,20	60	1.800	steel & stainless steel	600530 40
305	25,4	2,20	60	1.800	cast iron	600535
305	25,4	2,20	80	1.800	steel (thin)	600540
320	25,4	2,20	84	1.800	steel	608276
320	25,4	2,20	72	1.800	steel (thick)	608278
320	25,4	2,20	72	1.800	aluminum	608278A
355	25,4	2,20	120	1.800	stainless- & steel (thin)	600512I
355	25,4	2,20	90	1.800	steel & stainless steel	600570
355	25,4	2,20	72	1.800	stainless- & steel (thick)	600580
355	25,4	2,20	60	1.800	stainless- & steel (thick)	600590
355	25,4	2,20	60	1.800	cast iron	600591
355	25,4	2,20	66	1.800	steel	600595
355	25,4	3,40	96	3.500	aluminum	600594

ECO-Friendly

Our dry cutting technology eliminates the need for lubricants.

Cutting with our saw blades is therefore particularly environmentally friendly.

Our carbide-tipped saw blades saw quickly, burr free and **without cooling**:

- Steel
- Non-ferrous metals
- Plastic
- Composites
- Stainless steel

Universally applicable on hand-held circular saws, miter saws and stationary machines.

- Very high durability
- Excellent cutting quality
- Short cutting times
- Thin-walled
- Noise reduced thanks to laser slots filled with synthetic resin
- Can be resharpened up to 5 times



Technical data

Saw blade diameter 137-355 mm

Max. rotational speed 1.800 - 4.200 rpm

Cutting width 1,50-2,20 mm

Pin holes Customized

Reducing rings Reference

Reducing ring 30x25,4x1,2 720RING30x25.4

Reducing ring 25,4x16x1,2 720RING25.4x16

Reducing ring 20x16x1,2 720RING20x16

* Reducing rings included (30/25, 30/20, 30/16)

DRYTECH® TCT HIGH-SPEED METAL CUTTING SAW BLADES

FOR INDUSTRIAL USE



Ø [mm]	Bore [mm]	Kerf [mm]	Teeth	Application	Reference
100	20	1,00	40	thin steel	DTS1002040
100	20	1,60	22	steel	DTS1002022
100	20	2,50	26	steel	DTS1002026
110	20	1,60	24	steel	DTS1102024
110	20	1,60	36	stainless	DTS1102036
125	20	1,60	28	steel	DTS1252028
125	20	1,50	30	steel	DTS1252030
160	20	3,00	28	steel	DTS1602028
255	25,4	2,00	60	steel	DTS2550600002
255	25,4	2,00	66	steel - thin	DTS2550661003
305	25,4	2,20	60	steel	DTS3050600002
305	25,4	2,00	72	steel and stainless	DTS3050720002C
305	25,4	3,00	72	cast iron	DTS3050720003C
305	25,4	2,20	80	steel - thin	DTS3050801003
355	25,4	2,20	90	steel & stainless - thin	DTS3550901004
355	25,4	2,20	72	steel & stainless	DTS3550721003
355	25,4	2,20	66	steel	DTS3550660002
405	25,4	2,50	80	steel	DTS4050800002
405	25,4	2,50	102	steel & stainless	DTS4051021003
455	50	3,40	100	steel	DTS4551000002
455	50	3,40	120	steel & stainless	DTS4551201003
560	50	3,60	120	steel	DTS5601200002
560	50	3,60	132	steel & stainless	DTS5601321003
630	60	4,00	140	steel	DTS6301400002
630	60	4,00	150	steel & stainless	DTS6301501003
630	60	4,00	210	steel	DTS6302100002
680	60	4,00	140	steel	DTS6801400002
680	60	4,00	150	steel	DTS6801501003
680	60	4,00	210	steel	DTS6802100002
700	60	4,00	210	steel	DTS7002100002
730	60	4,00	210	steel	DTS7302100002

* Special sizes on request

Carbide or cermet tipped saw blades are suitable for high speed stationary semiautomatic and full automatic cutting units!

Fast cutting, burr free and without coolant of pipes and profiles made of:

- steel
- stainless steel
- plastics
- composite materials
- aluminum
- other non-ferrous metal

The **DRYTECH® saw blades** are able to cut diverse kinds of material and shapes due to a **wide range of different geometries:**

- trims
- tubes
- shutter profiles
- sandwich panels
- window profiles
- ventilation profiles

The special tooth shape guarantees a perfect cutting surface and a long blade life.

- Shortest cycle times
- Flexible application in divers materials and shapes
- Very high durability
- Excellent cutting quality
- Up to 5 times resharpenable

Technical data

Saw blade diameter	100 - 730 mm
Cutting capacity	6-240 mm
Max. rotational speed	1.800 m/min
Max. saw blade feed	6.000 mm/min
Cutting width	1,0 - 4,0 mm
Centre bore	Customized
Pin bore	Customized

NSF-SPECIAL COATED SAW BLADES FOR STAINLESS STEEL

The coating of NSF-saw blade

The NSF saw blades are processed with an aluminum-titanium-chromium nitride layer, so that they are also ideally suited for special applications when machining materials that tend to stick together. The silver-colored layer is characterized by high hardness and resistance to oxidation. In addition, the NSF saw blade is designed to minimize the tendency to adhesion when processing stainless steel.

The NSF saw blades are suitable for stainless steels in the food and construction sectors.

Advantages of coated saw blades

- Cutting of stainless steel
- Up to 3 times higher durability
- No tarnishing of materials
- Lower friction
- Lower cost than standard saw blades
- resharpenable up to 5 times

Technical data

Material	Aluminium titanium chromium nitride, AlTiCrN (Stacked)
Microhardness HV 0,05	3.000 +/- 30
Coefficient of friction against steel 100Cr6	0,4
Maximale operating temperature	800° C / 1.470°F
Thickness	2 - 4 µm

Coated saw blades range (special dimensions on request)

Ø [mm]	Bore	Kerf	Teeth	Reference	Use
230	25,4	2,00	48	72123048NSF	Food and construction
255	25,4	2,00	66	600654NSF	Food and construction
320	25,4	2,20	84	608275NSF	Food and construction
355	25,4*	2,20	90	600570NSF	Food and construction

* with pin bore (4/11/TK 55 mm)



DRYTECH® TCT SAW BLADES FOR ALUMINUM

NON-FERROUS METAL - PROFILES - SOLIDS

RANGE OF SAWBLADES

Ø [mm]	Kerf/Body [mm]	Bore [mm]	Teeth	Reference
100	1,8	20	30	AL100030
100	2,5	20	16	AL100016
100	3,0	20	16	AL100316
110	1,8	20	30	AL110030
125	1,8	20	36	AL125036
125	3,0	22	16	AL125016
160	3,0	22	16	AL160016
200	3.0 / 2.0	30	60	AL20030060
216	3.0 / 2.0	30	60	AL21630060
250	3.2 / 2.2	30	60	AL25030060
250	3.2 / 2.2	32	60	AL25032060
250	3.2 / 2.2	30	80	AL25030080
250	3.2 / 2.2	32	80	AL25032080
300	3.2 / 2.4	30	72	AL30030072
300	3.2 / 2.4	32	72	AL30032072
300	3.2 / 2.4	30	84	AL30030084
300	3.2 / 2.4	32	84	AL30032084
300	3.2 / 2.4	30	96	AL30030096
300	3.2 / 2.4	32	96	AL30032096
350	3.4 / 2.8	30	84	AL35030084
350	3.4 / 2.8	32	84	AL35032084
350	3.4 / 2.8	30	96	AL35030096
350	3.4 / 2.8	32	96	AL35032096
350	3.4 / 2.8	30	108	AL35030108
350	3.4 / 2.8	32	108	AL35032108
400	3.4 / 2.8	30	96	AL40030096
400	3.4 / 2.8	32	96	AL40032096
400	3.4 / 2.8	30	120	AL40030120
400	3.4 / 2.8	32	120	AL40032120
420	3.8 / 3.0	30	108	AL42030108
420	3.8 / 3.0	32	108	AL42032108
450	3.8 / 3.0	30	96	AL45030096
450	3.8 / 3.0	32	96	AL45032096
450	3.8 / 3.0	30	108	AL45030108
450	3.8 / 3.0	32	108	AL45032108
500	4.0 / 3.2	30	120	AL50030120
500	4.0 / 3.2	32	120	AL50032120
550	4.2 / 3.5	30	132	AL55030132
550	4.2 / 3.5	32	132	AL55032132
600	4.2 / 3.5	30	144	AL60030144
600	4.2 / 3.5	32	144	AL60032144

Ideal for mass cutting aluminium and NF-METALS, pipes, profiles and solid materials.

- Ø 100 mm up to 600 mm
- Special sizes on request!
- Saw blade revolution up to 6.000 min⁻¹
- Customized center and pin holes
- Reshaping service
- Feed rate fz 0,01 - 0,02 mm/tooth
- With standard negative hook angle, positive hook on request

Design:

- Special silent execution for a maximum of noise reduction


Suitable for:

- CNC machine center
- Double mitre saws
- Manual
- Semi or fully automated stationary machines



CARBIDE TIPPED SAW BLADES FOR METAL

UNIVERSAL USE ON ALL CONVENTIONAL CORDLESS TOOLS!



1.4 LBS
mm **ULTRA THIN**
Ø230 mm

1.85 CONVENTIONAL
mm **SAW BLADE**
Ø230 mm

LBS IMPACT RESISTANT ULTRA THIN



Ideal for cutting metal grids and grates, trapezoidal sheets, metal profiles, conduits, shutter pipes and much more.

With 1.0 to 1.5 mm LBS-blades are much thinner than conventional saw blades. Therefore cutting with LBS-saw blades saves material and time.



Ø [mm]	Kerf	Blade body width	Bore	Teeth	Max. no load speed	Reference	For machine
137	1,0	0,8	20	30	4500 min ⁻¹	72213730	Bosch, Milwaukee, Makita etc.
150	1,2	0,94	20	34	4500 min ⁻¹	72215034	Makita, Milwaukee etc.
165	1,2	0,94	20	40	4200 min ⁻¹	72216540	Metabo, Milwaukee, Hikoki, Hilti
180	1,2	0,94	20	48	4000 min ⁻¹	72218048	Flex, Hitachi, Makita, Rexon, Hilti etc.
184	1,2	0,94	16	48	4000 min ⁻¹	72218448	Bosch, Dewalt, Makita, Milwaukee
192	1,2	0,94	20	48	4000 min ⁻¹	72219248	Jepson Power HDC 8219
203	1,2	0,94	25,4/30	48	3800 min ⁻¹	72220348	AEG, Bosch, Jepson Power etc.
203	1,2	0,94	16	48	3800 min ⁻¹	72220348M	Milwaukee
230	1,4	1,2	25,4	60	3000 min ⁻¹	72223060	Jepson Power HDC 8230N
255	1,5	1,2	25,4	66	2200 min ⁻¹	72225566	Jepson Power DMC 9410ND

FOR STAINLESS STEEL



- Clean cut
- Less flying sparks
- Very high durability
- No tarnishing of the material
- Low friction
- Material-saving, efficient and fast
- Environmentally friendly, without coolant
- Longer battery performance through innovative teeth



Ø [mm]	Kerf	Blade body width	Bore	Teeth	Max. no load speed	Reference	For machine
137	1,5	1,3	20	30	4000 min ⁻¹	72113730I	Bosch, Milwaukee, Makita etc.
150	1,5	1,3	20	42	4000 min ⁻¹	72115042I	Makita, Milwaukee etc.
165	1,7	1,4	20	48	4000 min ⁻¹	72116548I	Metabo, Milwaukee, Hikoki, Hilti
203	1,7	1,4	25,4	54	3800 min ⁻¹	72120354I	Jepson Power 8203E
203	1,7	1,4	16	54	3800 min ⁻¹	72120354IM	Milwaukee

DRYTECH® TCT MILLING SAW BLADES FOR METAL

CUTTING - MILLING - SLOTTING - CUTTING OFF

RANGE OF SAWBLADES

Ø [mm]	Kerf	Teeth	Reference
100	3,0	26	DTS100326
125	3,0	26	DTS125326
160	3,0	28	DTS160328
100	1,0	40	DTS10040TS
100	1,6	22	DTS10022S
100	2,5	26	DTS10026S
110	1,6	24	DTS11024S
110	1,6	36	DTS10036ST
125	1,6	28	DTS12528S
125	1,5	30	DTS12530ST
160	3,0	28	DTS16028S
100	1,8	30	DTS10030A
100	2,5	16	DTS10016A
100	3,0	16	DTS10016A1
110	1,8	30	DTS11030A
125	1,8	36	DTS12536A
125	3,0	16	DTS12516A
160	3,0	16	DTS16016A

Cutting Parameters

Aluminium $v_c = 320$ m/min	$f_z = 0,029$ mm
Steel $v_c = 125$ m/min	$f_z = 0,029$ mm
Inox $v_c = 125$ m/min	$f_z = 0,029$ mm

Drytech® offers an extraordinary range of carbide-tipped saw blades for a wide variety of applications. Our R&D department will be delighted to support you by customer-specific adaptations. By offering competent advice, we can produce special saw blades according to your requirements from saw blade diameter of 100 mm.

Standard bore design: 16H and 22H

If you need other dimensions, we can adapt them according to your requirements / drawings.


Application: materials made of stainless steel, mild steel and aluminum

Advantages:

- High resistance TCT saw blade
- Cost-effectiveness
- Excellent cutting surface
- Resharpenable
- for deep saw cuts, slotting or milling
- Variable pitch for aluminum cutting
- Anti – vibration for smooth cutting and higher blade life.

Recommend with radial feed and use of coolant!

Drytech® Milling saw blades are suitable for CNC machining center and automatic saws.



DRYTECH® TCT AURORA SAW BLADES

FOR CARBON FIBER REINFORCED PLASTICS

Machining of carbon-fiber-reinforced plastics is currently dominated by milling technology, as this is associated with challenges for conventional saws due to the amount of dust volume. But cutting instead of milling is an advantage by trimming large parts during the machining process.

Using DRYTECH® Aurora saw blades in Carbon fiber reinforced plastics lead to high-cost efficiency due to time and material savings. Our high-tech thin-cutting technology and the associated low dust volume in connection with high blade life performance and excellent cutting quality making further reworking superfluous.

In addition to our standard range, we also manufacture customer-specific dimensions. Competent advice and the possibility of performing cutting tests in our in-house test center fulfill our service.

Applicable on:

- Robots
- Milling Centres
- 5-Axe CNC Machining Centres
- Aluminum & Wood Working Machines

Suitable for:

- carbon - fiber reinforced plastics
- carbon - fiber reinforced thermo plastics
- aramid fibre reinforced
- plastics
- glass - fiber composite
- prepreg
- pipes
- profiles
- plates

Advantages:

- clean cutting edge
- prevent delamination due to finest pitch
- less dust volume
- material saving through thin cut technology
- less heat development due to lower cutting resistance

RANGE OF SAWBLADES WALL THICKNESS UP TO 10 MM

Ø [mm]	Kerf [mm]	Body [mm]	Bore [mm]	Teeth	Reference
70	1	0,9	22,2H	60	AURDTS07060
80	1	0,9	22,2H	68	AURDTS08068
115	1	0,9	22,2H	100	AURDTS115100
120	1	0,9	22,2H	60	AURDTS120060
				80	AURDTS120080
				100	AURDTS120100
150	1	0,94	25,4H	80	AURDTS150080
				100	AURDTS150100
150	1	0,94	25,4H	120	AURDTS150120
				160	AURDTS192160
192	1	0,94	20,0H	180	AURDTS200180
200	1,2	0,94	30,0H	180	AURDTS200180
255	1,4	1,2	25,4H	220	AURDTS255220
305	1,6	1,4	30,0H	260	AURDTS305260
355	2,0	1,7	25,4H	300	AURDTS355300
405	2,5	2,25	30,0H	280	AURDTS405280

Customized pin holes and bore on request!


WALL THICKNESS GREATER THAN 10 MM

Ø [mm]	Kerf [mm]	Body [mm]	Bore [mm]	Teeth	Reference
250	4	3,0	30,0H	80	AURDTS250080
305	4	3,0	30,0H	100	AURDTS305100
355	4	3,0	30,0H	120	AURDTS355120

Customized pin holes and bore on request!

Recommended cutting parameters

Cutting speed	3.000 m/min
Feed speed	4.000 - 15.000 mm/min



THROW AWAY CARBIDE TIPPED SAW BLADES FOR SOLID MATERIALS AND THICK WALLED TUBES HIGHER CUTTING SPEED - HIGHER DURABILITY - EXCELLENT CUTTING SURFACE

Selecting the right saw blade is the essential first step for an efficient mass production.

Application:

- steel
- stainless steel
- non-ferrous steel
- cast iron

Application by examples:

- Hinges
- Gear wheels
- Cylinder barrels
- Forgings
- Ball bearings
- Bevel wheel
- Iron and steel trade

Advantages:

- Up to 15.000 cuts
- higher cutting life
- better cutting surface
- higher cutting speed



TA-TCT saw blades are designed for mass cutting of automobile parts and forged materials which requires severe cutting controls of section.

- Saw blade diameter from 250 mm up to 460 mm
- Saw blade revolution from 12 - 200 rpm
- Special sizes on request
- Customized center and pin holes


Carbide teeth: Suitable for stainless steel

Cermet teeth: For use in steel, non-ferrous material and cast iron for higher durability and tempered steel.

By default, all saw blades are in un-coated. Coating on request!

To be used mainly for constant length cutting of round solid bar, square solid bar, solid-drawn pipe and so on.

Our saw blades are produced under strict quality control regarding cutting surface, precision and any other aspects.



RANGE OF SAWBLADES

Ø [mm]	Kerf	Bore [mm]	Teeth	Cutting capacity
250	2.0	32	54	Ø 40 ~ Ø 50
			60	Ø 30 ~ Ø 40
			72	Ø 15 ~ Ø 30
			160	Ø 1.2 ~ Ø 3.5 (wt)
285	2.0	32/40	60	Ø 45 ~ Ø 75
			72	Ø 30 ~ Ø 45
			80	Ø 25 ~ Ø 40
			120	Ø 15 ~ Ø 30
			180	Ø 1.2 ~ Ø 3.5 (wt)
			200	Ø 1.2 ~ Ø 3.5 (wt)
350	2.7	50	120	Ø 30 ~ Ø 50
			140	Ø 15 ~ Ø 30
360	2.6	40/50	60	Ø 65 ~ Ø 100
			80	Ø 30 ~ Ø 65
			100	Ø 10 ~ Ø 30
425	2.7	50	60	Ø 50 ~ Ø 110
			80	Ø 35 ~ Ø 80
			100	Ø 30 ~ Ø 65
			120	Ø 20 ~ Ø 40
			60	Ø 65 ~ Ø 120
460	2.7	50	80	Ø 50 ~ Ø 80
			100	Ø 40 ~ Ø 60

wt = wall thickness

WHICH SPEED FOR WHICH MATERIAL?

Material DIN	Cutting speed	Feed speed/tooth
St 33	140 (120 - 140) for pipes: 200	0.05 (0.04-0.08)
CK 10 C10	140 (120 - 140)	0.05 (0.04-0.08)
CK15 C15	140 (120 - 140)	0.05 (0.04-0.08)
CK25 C25	140 (120 - 140)	0.05 (0.04-0.08)
CK50 C35	130 (120 - 140)	0.05 (0.04-0.07)
CK40 C40	130 (120 - 140)	0.05 (0.04-0.07)
CK45 C45	130 (120 - 140)	0.05 (0.04-0.07)
CK50 C50 CK55 C55 CK60 C60	100 (100 - 120)	0.05 (0.04-0.07)
37Cr 4 41Cr 4	100 (100 - 120)	0.05 (0.04-0.07)
34CrMo 4 42CrMo 4 100Cr 6	100 (100 - 120)	0.05 (0.04-0.07)
X 210 Cr 12	90	0.05 (0.04-0.06)
5CrNi	100	0.05 (0.04-0.06)
1810	100	0.05 (0.04-0.06)

WHICH MACHINE DOES MY SAW BLADE FIT?

Machine	Model	Ø [in/mm]	Kerf	Bore [mm]	Pin holes
Adige	CM502-CM601	14"/360	2,6 2,27	32	4/11/63
Amada	CM75AN	11"/285	2,0 1,75	40	2/12/80
	CM100AN	14"/360	2,6 2,27	40	4/12/90
	CM150AN	18"/460	2,7 2,27	40	4/12/90
	HCS 70	10"/250	2,0 1,75	40	2/15/80
Behringer - Eisele	HCS 90	11"/285	2,0 1,75	40	2/15/80
		14"/360	2,6 2,27	40	2/15/80
	HCS 130	14"/360	2,6 2,27	40	2/15/80
		16½"/420	2,7 2,27	40	2/15/80
	HCS 150	14"/360	2,6 2,27	40	2/15/80
		16½"/420	2,7 2,27	40	2/15/80
	18"/460	2,7 2,27	40	2/15/80	
Bewo	ECH 108	10"/250	2,0 1,75	40	4/12/64
Exact-cut	Mac 60	10"/250	2,0 1,75	32	4/9/50
Ficep	S35 S50	12½"/315	2,2 1,90	40	4/15/80
		14"/360	2,6 2,27	40	2/15/80
		18"/460	2,7 2,27	50	2/18/100
		14"/350	2,6 2,27	40	4/14/80
Gernetti Kaltenbach	SIC 350 K SIC 500 K KMR 100	14"/350	2,6 2,27	40	4/14/80
		18"/460	2,7 2,27	50	4/18/100
		19½"/500	3,4 2,80	50	4/18/100
		14"/360	2,6 2,27	50	4/15/80

Machine	Model	Ø [in/mm]	Kerf	Bore [mm]	Pin holes	
Kasto	WAC7 SPEED C9	10"/250	2,0 1,70	32	4/9/50+4/11/63	
		11"/285	2,0 1,70	32	4/9/50+4/11/63	
		10"/250	2,0 1,70	32	4/9/50+4/11/63	
		11"/285	2,0 1,70	32	4/9/50+4/11/63	
		12½"/315	2,5 2,25	32	4/9/50+4/11/63	
		14"/360	2,6 2,27	50	4/15/80	
Mega	VARIOSPEED C14 VARIOSPEED C15	17"/425	2,7 2,27	50	4/15/80	
		17"/425	2,7 2,27	50	4/15/80	
		18"/460	2,7 2,27	50	4/15/80	
		CS 65	11"/285	2,0 1,75	40	4/12/90
Nishijima-Simax	NHC 050 NA NHC 070 NA NHC 100 NA NHC 150 NA	CS 100	14"/360	2,6 2,27	40	4/12/90
		CS 150	18"/460	2,7 2,27	50	4/12/90
		NHC 050 NA	10"/250	2,0 1,70	32	4/11/63
Rattunde	ACS 90/2 ACS 102	NHC 070 NA	11"/285	2,0 1,70	32	4/11/63
		NHC 100 NA	14"/360	2,6 2,27	50	4/16/80
		NHC 150 NA	18"/460	2,7 2,27	50	4/21/90
RSA	RASACUT	ACS 90/2	14"/350 - 16"/400	2,6 2,30	50	4/15/80
		ACS 102	11"/285	2,0 1,70	40	4/12/64
		12½"/315	2,2 1,90	40	4/12/64	
Sinico	TOP 2000	17"/425	2,7 2,27	40	4/12/64	
		14"/360 - 14"/370	2,6 2,30	50	4/15/80	
Tsune	TK5C 50 GL TK5C 70GL TK5C 101GL	10"/250	2,0 1,70	32	4/11/63	
		11"/285	2,0 1,70	32	4/11/63	
		14"/360	2,6 2,30	50	4/11/63	

PREMIUM DRY MITER CUTTER 9414

MADE
IN GERMANY

THE VERSATILE XXL


Largest miter saw from Jepson Power for precise and burr-free sawing without cooling.

- Ideal for sawing ferrous and non-ferrous metal pipes, tubes and profiles made of structural steel, stainless steel, aluminum, plastics and composite materials
- Lubricants and manual deburring are unnecessary
- Two vibration dampers (patented)
- High-torque motor for continuous operation
- Mitre angle continuously adjustable from -45° - 0° - +45°
- Extreme power with minimal weight thanks to the die-cast base plate: only 27 kg!

WINTER
2024

Scope of delivery:


Ø 355/90T CT saw blade for steel and stainless steel



TWO PATENTED STABILIZERS FOR A BETTER CUTTING SURFACE AND LONG CUTTING LIFE



3-point locking
For optimal sawing position



Stepless mitre adjustment



Fixing set "K" for pipes
optional (Ref. 600653)



THINFIX CLAMPING SYSTEM
For open profiles.
Optional (Ref. 600546)

Power input	Voltage	No load speed	Net weight	Blade size	Bore
2.400 W	230V/50Hz oder 115V/60Hz	1.400 min ⁻¹	27 kg	Ø 355 mm	Ø 25,4

Premium Super Dry Miter Cutter 9414	Reference
with Ø 355/90T CT saw blade (230V)	600514
with Ø 355/90T CT saw blade (115V)	600514NA

	Max. cutting capacities	
	90°	45°
Round	140 / Inox 125	102
Square	125 x 125	80 x 80
Rectangular	105 x 155	75 x 100



ECO-FRIENDLY
Environmentally friendly
through dry cutting technology



ACCESSORIES (OPTIONAL)

Selecting the correct number of teeth depends on the wall/diameter of the material.
We will be happy to advise you. +49 (0) 2403 64 55 0

Carbide tipped saw blades	Ø [mm]	Teeth	Bore [mm]	Kerf [mm]	Max. Speed	Wall thickness [mm]	Reference	
Stainless steel NSF coated	355	90	25,4	2,2	1.800 min ⁻¹	≤ 3 - 4	600570NSF	
Stainless steel (thin-walled)	355	120	25,4	2,2	1.800 min ⁻¹	≤ 2 - 3	600512I	
Steel & stainless steel (thin-walled)	355	90	25,4	2,2	1.800 min ⁻¹	≤ 3 - 4	600570	
Steel & stainless steel (medium-walled)	355	72	25,4	2,2	1.800 min ⁻¹	≤ 5 - 6	600580	
Steel & stainless steel (thick-walled)	355	60	25,4	2,2	1.800 min ⁻¹	≤ 10	600590	
Cast iron / SML	355	60	25,4	2,2	1.800 min ⁻¹	≤ 10	600591	
Structural steel	355	66	25,4	2,2	1.800 min ⁻¹	≤ 10	600595	
Aluminium	355	96	25,4	3,4	3.500 min ⁻¹	≤ 4 - 5	600594	

PREMIUM SUPER DRY CUTTER 9435


THE BESTSELLER

Metal cutting chop saw by Jepson Power for fast and burr free cutting of metal pipes and profiles without coolant

- Cuts ferrous and non-ferrous metal tubes, pipes and profiles made of mild steel, stainless steel, aluminum, plastic and composite materials
- No need for lubricant and manual deburring
- Exclusive blade stabilising system reduces vibration
- High torque motor for continuous operation
- Patented quick-release vice for bevel cuts
- Heavy duty angle cutting at 90-75-60-45°
- Optional stand for a comfortable and save work place
- CE approved operating system

Scope of delivery:

Ø 355 / 90T CT saw blade for steel and stainless steel




TWO PATENTED STABILIZERS FOR A BETTER CUTTING SURFACE AND LONG CUTTING LIFE



„K“ CLAMPING SET FOR SQUARE TUBES

For a safer and more stable cutting process (included)



QUICK RELEASE QUICK RELEASE SYSTEM

Enables precise and efficient clamping



RIP FENCE

Increased stability - makes it easier to saw short materials



MITER CUTS CAN BE ADJUSTED WITHOUT TOOLS

90-75-60-45°



CHIP COLLECTOR

For a clean workplace

Power input	Voltage	No load speed	Net weight	Blade size	Bore
2.400 W	230V/50Hz or 115V/60Hz	1.400 min ⁻¹	25 kg	Ø 355 mm	Ø 25,4

Premium Super Dry Cutter 9435	Reference
with Ø 355/90T CT saw blade 230V	600560T3
with Ø 355/90T CT saw blade 115V	600560UST3

	Max. cutting capacities	
	90°	45°
Round	140 / Inox 125	102
Square	125 x 125	80 x 80
Rectangular	105 x 155	75 x 100




ECO-FRIENDLY
with Dry Cutting-Technology




ACCESSORIES (OPTIONAL)

Selecting the correct number of teeth depends on the wall/diameter of the material. We will be happy to advise you. +49 (0) 2403 64 55 0

Carbide tipped saw blades	Ø [mm]	Teeth	Bore [mm]	Kerf [mm]	Max. Speed	Wall thickness [mm]	Reference	
Stainless steel NSF coated	355	90	25,4	2,2	1.800 min ⁻¹	≤ 3 - 4	600570NSF	
Stainless steel (thin-walled)	355	120	25,4	2,2	1.800 min ⁻¹	≤ 2 - 3	600512I	
Steel & stainless steel (thin-walled)	355	90	25,4	2,2	1.800 min ⁻¹	≤ 3 - 4	600570	
Steel & stainless steel (medium-walled)	355	72	25,4	2,2	1.800 min ⁻¹	≤ 5 - 6	600580	
Steel & stainless steel (thick-walled)	355	60	25,4	2,2	1.800 min ⁻¹	≤ 10	600590	
Cast iron / SML	355	60	25,4	2,2	1.800 min ⁻¹	≤ 10	600591	
Structural steel	355	66	25,4	2,2	1.800 min ⁻¹	≤ 10	600595	
Aluminum	355	96	25,4	3,4	3.500 min ⁻¹	≤ 4 - 5	600594	



Assembly stand



Ref. 600526T3



Excentric clamping system



Ref. 609910



Thin-fix clamping system for open profiles



Ref. 600546



Vice with quick release system for series cut



Ref. 1501128

PREMIUM DRY CUTTER 9430

THE ORIGINAL

The perfect cutting machine
for construction site and workshop

- Cuts ferrous and non-ferrous metal tubes, pipes and profiles made of mild steel, aluminum, plastic and composite materials
- No need for lubricant and manual deburring
- High torque motor for continuous operation
- Gear box for easy blade changes
- Patented quick-release vice for bevel cuts
- Heavy duty angle cutting at 90-75-60-45°
- Optional stand for a comfortable and save work place
- CE approved operating system

Scope of delivery:

Ø 305 / 60T CT saw blade for steel



QUICK RELEASE QUICK RELEASE SYSTEM
Enables precise and efficient clamping



RIP FENCE
Increased stability - makes it easier to saw short materials



MITER CUTS CAN BE ADJUSTED WITHOUT TOOLS
90-75-60-45°



CHIP COLLECTOR
For a clean workplace

Power input	Voltage	No speed load	Net weight	Blade size	Bore
2.200 W	230V/50Hz	1.400 min ⁻¹	23 kg	Ø 305 mm	Ø 25,4

Premium Dry Cutter 9430	Reference
with Ø 305/60T CT saw blade 230V	600520T3

Max. cutting capacities		
	90°	45°
Round	115	85
Square	100 x 100	85 x 85
Rectangular	85 x 160	85 x 85







ECO-FRIENDLY
with Dry Cutting-Technology



ACCESSORIES (OPTIONAL)

Selecting the correct number of teeth depends on the wall/diameter of the material. We will be happy to advise you. +49 (0) 2403 64 55 0

Carbide tipped saw blades	Ø [mm]	Teeth	Bore [mm]	Kerf [mm]	Max. Speed	Reference
Steel, non-ferrous metals and composites	305	60	25,4	2,2	1.800 min ⁻¹	600530 
Steel & stainless steel	305	60	25,4	2,2	1.800 min ⁻¹	600530 40 
Cast iron / SML	305	60	25,4	2,2	1.800 min ⁻¹	600535 
Steel (thin-walled)	305	80	25,4	2,2	1.800 min ⁻¹	600540 



Assembly stand

Ref.

600526T3



Excentric clamping system

Ref.

609910



Thin-fix clamping system for open profiles

Ref.

600546



„K“ clamping set for square tubes

Ref.

1209471



Vice with quick release system for series cut

Ref.

1501128

PRODUCTION UNIT

FOR SMALL SERIES PRODUCTION AT 90 ° :


- **3 meter feed roller and measuring track**
for plastic, aluminum and steel profiles with 3 height-adjustable supports
- **3 meter discharge roller and measuring track**
for plastic, aluminum and steel profiles with 3 height-adjustable supports
- **Integrated machine shelf**
ensures uniform height of rollers and base plate
- **Premium Super Dry Cutter 9435T3 & Ø 355/90T carbide tipped saw blade**
Metal cutting chop saw for fast and burr free cutting of metal pipes and profiles without coolant

Technical data

Track width	390 mm
Conveyor roller width	300 mm
Support roller pitch	290 mm
Load capacity per meter of roller conveyor	≈100 kg
Track height (adjustable)	760 - 1.100 mm



Premium Super Dry Cutter 9435 and saw blade in action





Ideal for cutting roller shutter tubes with the eccentric clamping system
Ref. 609910



Thinx clamping system for open profiles
Ref. 600546

Description	Reference
Production unit - analog incl. material supply and discharge track 3m *and Premium Super Drycutter 9435 & saw blade 90T	609960 A
Production unit - digital incl. material supply and discharge track 3m * and Premium Super Dry Cutter 9435 & saw blade 90T	609960 B
Additional material feed and discharge track 3m *	609960
Quick clamping system for series cuts with the same diameter or size	1501128
Eccentric clamping system	609910
Thinx - Clamping system for open profiles	600546
Special sizes	*on demand

Saw blades	Reference
355 / 90T for stainless steel - coated Food & Construction	600570NSF
355 / 120T for very thin steel and stainless steel	6005121
355 / 90T for thin steel and stainless steel	600570
355 / 72T for medium steel and stainless steel	600580
355 / 60T for thick steel and stainless steel	600590
355 / 60T for cast iron	600591
355 / 66T for unalloyed steel	600595
355 / 96T for aluminum	600594



Variant A: ANALOG,
with analog measuring range display
Art. 609960 A



Variant B: DIGITAL,
with digital measuring range display
Art. 609960 B

OPTIONAL

Vice with quick release system for series cuts with constant diameter or size

Reference 1501128



1. Starting position:
The quick release lever is on the right.



2. The material to be sawn is fixed with the spindle (one-time process).



3. After the cut, the quick release lever is placed on the left side.



4. The next workpiece is brought into the position to be sawed.



5. Turn the lever to the right and start the cutting process: next steps: 3 - 4 - 5.

DRY MITER CUTTER 9410 ND

THE VERSATILE

The perfect cutting machine for construction site and workshop


- The precise miter saw for metal: Ideal for cutting tubes & profiles made of steel, non ferrous metal, plastic and composite materials
- The solution for dry wall construction!
- Fine cuts in soft and sensitive materials
- No need for lubricant and manual deburring
- Infinitely adjustable miter cut of -45° - 0° - $+45^{\circ}$
- Secure fixing with double 3-step quick release system
- Robust aluminum construction, strong and light: only 19 kg

Scope of delivery:

Ø 255 / 60T CT saw blade for unalloyed steel (thin-walled)
+ fixation set „K“ for tubes Ø 30 up to 70 mm



DOUBLE QUICK RELEASE SYSTEM




Saws stainless steel, steel, non-ferrous, metals & composites
Ideally suited for professional work in the field of: interior, exterior, kitchen construction, heating, air conditioning, sanitary etc.



Incl. Fixing set „K“ for pipes
Ref. 600653



3-stage quick release system



Stepless miter adjustment

Power input	Voltage	No load speed	Net weight	Blade size	Bore
1.500 W	230V/50Hz 115V/60Hz	1.600 min ⁻¹	19 kg	Ø 255 mm	Ø 25,4

Dry Miter Cutter 9410 ND	Reference
with Ø 255/60T CT saw blade + fixation set „K“ for tubes Ø 30 up to 70 mm (230V)	600651
with Ø 255/60T CT saw blade + fixation set „K“ for tubes Ø 30 up to 70 mm (115V)	600651US

	Max. cutting capacities	
	90°	45°
Round	70 x 4 mm	60 x 4 mm
Square	70 x 70 x 4 mm	60 x 60 x 4 mm
Rectangular	100 x 70 x 4 mm	60 x 60 x 4 mm



ECO-FRIENDLY
with Dry Cutting-Technology



ACCESSORIES (OPTIONAL)

Selecting the correct number of teeth depends on the wall/diameter of the material. We will be happy to advise you. +49 (0) 2403 64 55 0

Carbide tipped saw blades	Ø [mm]	Teeth	Bore [mm]	Kerf [mm]	Max. Speed	Reference	
Stainless steel NSF coated	255	66	25,4	2,0	2.200 min ⁻¹	600654NFS	
Unalloyed steel (thin-walled)	255	60	25,4	2,0	2.200 min ⁻¹	600598	
Steel (thin-walled)	255	66	25,4	2,0	2.200 min ⁻¹	600654	
Aluminum	255	80	25,4	2,2	2.200 min ⁻¹	600655A	
Steel (thin-walled) "LBS - impact resistant"	255	66	25,4	1,5	2.200 min ⁻¹	72225566	



Fixation set „K“ for tubes
Ø 30 mm up to 70 mm

Ref. 600653

SUPER HAND DRY CUTTER 8320

THE BIGGEST

Metal cutting circular saw by Jepson Power for fast and low-burr cutting of sandwich panels and trapezoidal sheets without cooling




- Ideal for cutting sandwich panels, trapezoidal sheet, trunking and cable ducting, steel pipes and nonferrous metals, composite materials etc., up to a cutting depth of 120 mm on guide rail
- Dry cutting without lubricant
- Closed construction of the blade guard prevents flying chips to the user
- Integrated chip collector, connector for optional extraction device
- LED overload indicator: green: ok. flashing red: warning | red: over load
- Lightweight magnesium: 8,4 kg (without saw blade)
- Ideal for clean and straight cutting of sandwich panels
- Optional: Guide rail 1.400 mm delivered with 2 C-clamps

Scope of delivery:

Ø 320 / 84T CT saw blade for sandwich panels & steel



Optional:
Transport case with wheels
Ref. 60827Box




Examples of cuts



Quick fixation



Depth adjustment with scaling



Connector for connecting 2 guide rails
Ref. 608275B

Power input	Voltage	No load speed	Net weight	Blade size	Bore	Cable length
1.800 W	230V/50Hz or 115V/60HZ	1.700 min ⁻¹	8,4 kg	Ø 320 mm	Ø 25,4	5 m

Super Hand Dry Cutter 8320	Reference
with Ø 320/84T CT saw blade (230V)	608270
with Ø 320/84T CT saw blade (115V)	608270 U
with Ø 320/84T CT saw blade + with guide rail 1.400 mm incl. 2 quick release clamps (230V)	608270SET

Max. cutting capacities (on guide rail)	
90°	
Round	120 x 6 mm
Square	120 x 120 x 6 mm
Rectangular	120 x 120 x 6 mm









ECO-FRIENDLY
with Dry Cutting-Technology



ACCESSORIES (OPTIONAL)

Selecting the correct number of teeth depends on the wall/diameter of the material. We will be happy to advise you. +49 (0) 2403 64 55 0

Carbide tipped saw blades	Ø [mm]	Teeth	Bore [mm]	Kerf [mm]	Max. Speed	Reference
Sandwich panels & steel	320	84	25,4	2,2	1.800 min ⁻¹	608276 
Steel (thick-walled)	320	72	25,4	2,2	1.800 min ⁻¹	608278 
Aluminum	320	72	25,4	2,2	1.800 min ⁻¹	608278A 
Stainless steel NSF Coated	320	84	25,4	2,2	1.800 min ⁻¹	608276NSF 



Guide rail SET	Guide rail	Heavy duty professional blow carry case	Connector for guide rail	Quick release clamp for guide rail (2 pcs.)
Length 1.400 mm	Length 1.400 mm	Ref. 60827Box	Ref. 608275B	Ref. 608275S
Quick release clamps 2 pcs	Ref. 608275D			
Ref. 608275SET				

HAND DRY CUTTER 8203E

THE INDEPENDENT

MADE
IN
GERMANY



Cordless metal cutting circular saw by Jepson Power for fast and burr free cutting of metal sheets, gratings, sandwich panels, etc. without coolant

- No need for lubrication thanks to our DRY CUT TECHNOLOGY
- Ideal for cutting metal sheets, gratings, sandwich panels, trapezoidal sheets, steel pipes & profiles, nonferrous metals and composite materials
- Equipped with a Ø 203/48T carbide tipped „LBS impact resistant“ saw blade for the highest cutting life and quality
- Chip collector for clean work




Scope of delivery:

- Carry case
- Ø 203 / 48T carbide tipped „LBS impact resistant“ saw blade
- 2x high performance 18V LiHD 5,5A batteries
- Air-cooled LiHD high speed loading station



Ideal for cutting metal sheets, gratings and sandwich panels up to 67 mm



Optional: Guide rail 1.400 mm with 2 C-clamps 608275SET



Depth adjustment with scaling



Chip Collector



CAS battery-powered

Voltage	No load speed	Net weight	Blade size	Bore
18 V	3.500 min ⁻¹	5,4 kg	Ø 203 mm	Ø 25,4/20

Hand Dry Cutter 8203E in hard shell case	Reference
with Ø 203 / 48T LBS saw blade impact-resistant + 2x high performance 18V LiHD 5,5A batteries & Air-cooled LiHD high speed loading station	608295E
with Ø 203 / 48T LBS saw blade impact-resistant + 2x high performance 18V LiHD 5,5A batteries & Air-cooled LiHD high speed loading station & guide rail set 1.400mm	608295ESET
with Ø 203 / 48T LBS saw blade impact-resistant WITHOUT BATTERY AND CHARGER	608295ES

Max. cutting capacities	90°		45° (bevel cut)	
	Round	67 x 6	42 x 4	
Square	67 x 67 x 6	42 x 42 x 4		
Angle	67 x 6	42 x 4		
Plane	10	8		
Cutting depth	67	42		





ECO-FRIENDLY
with Dry Cutting-Technology



ACCESSORIES (OPTIONAL)

Selecting the correct number of teeth depends on the wall/diameter of the material. We will be happy to advise you. +49 (0) 2403 64 55 0

Carbide tipped saw blades	Ø [mm]	Teeth	Bore [mm]	Kerf [mm]	Max. Speed	Reference
Steel (thin-walled) "LBS - impact resistant"	203	48	25,4	1,2	3.800 min ⁻¹	72220348 
Stainless steel	203	54	25,4	1,7	3.500 min ⁻¹	72120354I 



**High performance 18V
LiHD 5,5A battery (CAS)**

Ref. 608295EB



**Air-cooled LiHD high speed
loading station**

Ref. 230 V 608295EC2
Ref. 110 V 608295EC1




Set of 2 adapters

Ref. 608275A



Guide rail set

Length 1.400 mm
C-clamps 2 pieces
Ref. 608275SET



**Connector for
additional guide rails**

Ref. 608275B

HAND DRY CUTTER 8230N

THE AGILE

- Ideal for cutting sheet metal, sandwich panels, pipes and steel profiles, non-ferrous materials and composites
- Strong and light construction, only 7,1 kg
- Chip collector for clean work
- No need for lubrication
- Maximum cutting depth 82/56 mm bevel cut and thickness 10 mm
- Set of 2 adapters for guide rail

Scope of delivery:

Ø 230 / 48T CT saw blade for steel and stainless steel

OR

Ø 230 / 60T CT saw blade „LBS impact resistant“ for thin-walled steel, grids and gratings



CHIP COLLECTOR



Ideal for cutting metal grids with LBS saw blade impact-resistant
Ref. 608280LBS



Cuts sheet metal up to 10 mm and sandwich panels and profiles with a cutting depth of up to 82 mm



Depth adjustment with scaling



Chip collector



45° bevel cut

Power input	Voltage	No load speed	Net weight	Blade size	Bore	Cable length
1.700 W	230V / 50Hz or 115V / 60Hz	2.200 min ⁻¹	7,1 kg	Ø 230 mm	Ø 25,4	5 m

Hand Dry Cutter 8230N + carry case	Reference
with Ø 230 / 48T Inox saw blade (230V)	608280I
with Ø 230 / 48T Inox saw blade (115V)	608280IUS
with Ø 230 / 48T Inox saw blade (230V) + adjustable guide rail integrated clamping system (90° cut only)	608280ICG
with Ø 230 / 60T LBS saw blade impact-resistant (230V)	608280LBS
with Ø 230 / 48T Inox saw blade (230V) + guide rail set 1.400 mm incl. 2 quick release clamps + 2 adapters	608280ISET

Max. cutting capacities	90°	
	90°	45° (bevel cut)
Round	82 x 6 mm	56 x 4 mm
Square	82 x 82 x 6 mm	56 x 56 x 4 mm
Angle	82 x 82 x 6 mm	56 x 56 x 4 mm
Plane	10 mm	8 mm
Cutting depth	82 mm	56 mm



ECO-FRIENDLY
with Dry Cutting-Technology



ACCESSORIES (OPTIONAL)

Selecting the correct number of teeth depends on the wall/diameter of the material. We will be happy to advise you. +49 (0) 2403 64 55 0

Carbide tipped saw blades	Ø [mm]	Teeth	Bore [mm]	Kerf [mm]	Max. Speed	Reference	
Steel	230	48	25,4	2,0	3.000 min ⁻¹	72123048	
Stainless steel & steel	230	48	25,4	2,0	3.000 min ⁻¹	72123048I	
Stainless steel NSF coated	230	48	25,4	2,0	3.000 min ⁻¹	72123048NSF	
Aluminum	230	60	25,4	2,0	3.000 min ⁻¹	72123060	
Steel (thin-walled)	230	68	25,4	2,0	3.000 min ⁻¹	72123068	
Steel (extra thin-wall)	230	84	25,4	2,0	3.000 min ⁻¹	72123084	
Steel (thin-walled) "LBS - impact resistant"	230	60	25,4	1,4	3.000 min ⁻¹	72223060	



Cutting guide rail with integrated clamping system

Length [mm] 600 - 1200
Ref. 608284




Guide rail SET

Length 1.400 mm
Incl. 2 quick release clamps
Incl. 2 adapters (608275A)
Ref. 608275ASET



Set of 2 adapters for guide rail 1.400 mm

Ref. 608275A



Connector for guide rail

Ref. 608275B



Quick release clamp for guide rail (2 pcs.)

Ref. 608275S



THE ADJUSTABLE GUIDE RAIL ALLOWS SEVERAL WORKPIECES TO BE CLAMPED AND CUT TO LENGTH IN JUST ONE WORK STEP!

ADJUSTABLE GUIDE RAIL WITH INTEGRATED CLAMPING SYSTEM




Compatible with HDC8230N (p.33) & HDC8230AIR (p.38)

Adjustable guide rail: Ideal for the clean and straight cutting to length of trapezoidal sheets, metal grids, sandwich panels, multiple metal profiles and tubes and many other materials.

- Quick and easy setting of the desired clamping range (600 - 1.200 mm)
- Tool-free fixation of the materials to be sawn
- Safe and tilt-free guidance of the saw blade through the material


The Hand Dry Cutter 8230N achieves the best results with the impact-resistant LBS saw blade (cutting width only 1.4 mm). Cutting depth: 80 mm with rail - 82 mm without rail. Bevel cut only without rail.



Materials



Ideal for cutting metal grids with LBS saw blade



Tool-free fixation



Clamping example

Description

Adjustable guide rail with integrated clamping system for Hand Dry Cutter 8230N

Reference

608284

HDC 8230N - 230V in a case
+ Ø 230 / 48T stainless steel saw blade
+ Guide rail with adjustable clamping range

608280ICG

GUIDE RAIL 1.400 MM FOR ALL OUR CIRCULAR SAWS



QUICK-RELEASE-CLAMP



Compatible with SHDC 8320 (p.31) & SHDC 8320AIR (p.37)



With set of 2 adapters 608275A:
Compatible with ALL handheld Jepson
Power circular saws

With our new set of 2 adapters 608275A our top selling guide rail is now compatible with our whole range of handheld metal cutting circular saws.

- Ideal for clean and straight cutting of sandwich panels, sheet metal and metal gratings.
- Tool-free fixation of the materials to be sawn
- Safe and tilt-free guidance of the saw blade through the material

The rail reduces the machines cutting depth by 2 mm. Bevel cut only without rail.

Optional connector for connecting multiple guide rails.




2x C-clamps for fast and easy clamping



Ideal setup for cutting sandwich panels



Set of 2 adapters 608275A for compatibility with all handheld Jepson Power circular saws



Optional connector for connecting multiple guide rails. Reference 608275B

For SHDC 8320	Reference	For HDC 8203E, HDC 8230, HDC 8230 AIR	Reference
Guide rail set 1.400 mm incl. 2 quick release clamps	608275SET	Guide rail set 1.400 mm incl. 2 quick release clamps & 2 adapters 608275A	608275ASET
Guide rail 1.400 mm	608275D	Set of 2 adapters for guide rail	608275A
Connector for guide rail	608275B	Connector for guide rail	608275B
Quick release clamp for guide rail (2 pcs.)	608275S	Quick release clamp for guide rail (2 pcs.)	608275S

HAND DRY CUTTER 8203

THE COMPACT



Metal cutting circular saw by Jepson Power for fast and burr-free cutting of metal pipes and profiles without coolin

- Ideal for cutting steel, sheet metal, sandwich panels, metal plates, pipes and profiles made of steel, non-ferrous materials and composites
- Solid and light: only 6.3 kg
- Chip collecting container for clean work
- Lubricant unnecessary
- Max. cutting depth of 67/42 mm bevel cut, up to a thickness of 10 mm

Scope of delivery:

Ø 203 / 42T CT saw blade for steel & stainless steel



CHIP COLLECTOR



Ideal for cutting metal grids with LBS saw blade, impact-resistant Ref.: 608295LBS



Cuts sheet metal up to 10 mm and sandwich panels and profiles with a cutting depth of up to 67 mm



Depth adjustment with scaling



Chip collector



45° bevel cut

Power input	Voltage	No load speed	Net weight	Blade size	Bore	Cable length
1.700 W	230V / 50Hz	3.700 min ⁻¹	6,3 kg	Ø 203 mm	Ø 25,4/20	5 m

Hand Dry Cutter 8203 230V	Reference
with 203 / 42T for steel + stainless steel (Inox)	608295
with 203 / 48T LBS saw blade impact-resistant	608295LBS
with 203 / 42T for steel + stainless steel (Inox) with guide rail set 1.400 mm incl. 2 quick release clamps and adapter for guide rail 1.400 mm	608295SET

Saw blades	Reference
203 / 42T for steel + stainless steel	72120342I
200 / 48T for aluminum	72120048A
203 / 48T LBS - shock resistant	72220348
200 / 70T for thin-walled material / corrugated sheets	72120070

Accessories	Reference
Guide rail set 1.400 mm incl. 2 quick release clamps and 2 adapters	608275ASET
Set of 2 adapters for guide rail 1.400 mm	608275A
Connector for guide rail	608275B

Max. cutting capacities	90°	45° (bevel cut)
	Round	67 x 6
Square	67 x 67 x 6	42 x 42 x 4
Angle	67 x 6	42 x 4
Plan	10	8
Cutting depth	67	42

SUPER HAND DRY CUTTER 8320 AIR

AIR OPERATED



MADE
IN
GERMANY

Dry Cutter - The optimal portable machines for construction sites and workshops

- Ideal for cutting sandwich panels, trapezoidal sheets, cable ducts, steel pipes, ferrous and non-ferrous metals, composite materials, etc. up to a cutting depth of 120 mm on guide rails.
- Closed construction prevents chips from flying to the user
- Integrated chip tipping compartment, connection for optional suction device
- Magnesium lightweight construction: 11 kg (without saw blade) delivered in a case

Scope of delivery:

Carry case + Ø 320 / 84T CT saw blade for steel



CHIP COLLECTOR

CONNECTION FOR VACUUM CLEANER



Examples of cuts



Quick fixation



SHDC with guide rail set



Incl. Professional case with wheels



Depth adjustment with scaling



Max. cutting capacities on guide rail

	90°
Round	120 x 6
Square	120 x 120 x 6
Rectangular	120 x 6

Technical specifications

Operating pressure (flow pressure)	6 bar
Motor output	1.800 W
No load speed	1.200 min ⁻¹
Bore	Ø 25,4
Air consumption	≈ 2 m ³ / min
Air connection	R ½"
ID of hose	min. Ø 16 mm
Net weight	11 kg
Blade size	320 mm
Noise level (1 m distance)	95 dB (A)
Vibration level no load speed	< 2,5 m/s ²

Super Hand Dry Cutter 8320 Air + carry case	Reference
with Ø 320/84T CT saw blades	608200

Saw blades	Reference
Ø 320/84T - standard	608276
Ø 320/84T for stainless steel food & construction	608276NSF
Ø 320/72T for thick walled steel	608278

Accessories	Reference
Cutting guide rail 1.400 mm + 2 C-clamps	608275SET
Cutting guide rail 1.400 mm	608275D
Connector for cutting guide rail	608275B
Heavy duty professional blow case	60827BOX
C-Clamp for cutting guide rail (single)	608275S

HAND DRY CUTTER 8230 AIR

AIR OPERATED



MADE
IN
GERMANY

Metal cutting circular saw by Jepson Power for fast and low-burr cutting of metal pipes and profiles without cooling

- Ideal for cutting sheet metal, sandwich panels, metal plates, tubes and profiles made of steel, non-ferrous materials and composites
- Solid and light, only 8.6 kg
- Chip collecting container for clean work
- Lubricant unnecessary
- Maximum cutting depth of 82 mm / 56 mm bevel cut up to a thickness of 10 mm
- Set of 2 adapters for guide rail

Scope of delivery:

Carry case + Ø 230 / 48T CT saw blade for steel and stainless steel
OR Carry case + Ø 230 / 60T CT saw blade „LBS impact resistant“
for thin-walled steel, grids and gratings



CHIP COLLECTOR



Ideal for cutting metal grids with LBS saw blade
 Art. : 608100LBS



Cuts sheet metal up to 10 mm and sandwich panels and profiles with a cutting depth of up to 67 mm



Cutting depth of 82 mm



Depth adjustment with scaling



Chip collector

Technical specifications

Operating pressure (flow pressure)	6 bar
Bore	Ø 25,4
Motor output	1.500
No speed load	1.700 min ⁻¹
Air consumption	circa 2 m ³ / min
Air connection	R ½"
ID of hose	mind. Ø 13 mm
Net weight	8,6 kg
Blade size	230 mm
Noise level (1 m distance)	103,3 dB (A)
Vibration level no load speed	< 2,5 m/s ²

Max. cutting capacities

	90°	45° (bevel cut)
Round	82 x 6	56 x 4
Square	82 x 82 x 6	56 x 56 x 4
Angle	82 x 6	56 x 4
Plan	10	8
Cutting depth	82	56

Hand Dry Cutter 8230 AIR

	Reference
with Ø 230/48T standard saw blade + carry case	608100
with Ø 230/60T LBS saw blade + carry case	608100LBS

Saw blades

	Reference
230 / 48T standard for steel	72123048
230 / 48T for stainless steel / steel	72123048I
230 / 48T for stainless steel food & construction coated	72123048NSF
230 / 60T for aluminum	72123060
230 / 68T for thin-walled material	72123068
230 / 84T for thin sheet metal	72123084
230 / 60T LBS impact-resistant	72223060

Accessories

	Reference
Cutting guide rail with integrated clamping system (600 - 1200 mm)	608284
Guide rail set 1.400 mm incl. 2 quick release clamps	608275SET
Set of 2 adapters for Guide rail 1.400 mm	608275A
Connector for guide rail	608275B

PIPE DRY CUTTING MACHINE AIR



MADE
IN
GERMANY

- Pneumatic drive unit
- Adjustable cutting depth
- Cutting capacities: Ø 300 to 1600 mm (to be specified before the assembly)
- Air connection with sensor block
- Protective hood
- Selection of saw blades Ø 180 / Ø 203 for different application



Technical specifications	608300	608300-2
Power input	2.400 W	1.800 W
Operating pressure	6 bar	6 bar
Cutting depth	50,0 mm	50,0 mm
Shank	22,2/30,0 mm	22,2/30,0 mm
Air consumption	3,0 m ³ / min	2,2 m ³ / min
No load speed (1)	1.800 min ⁻¹	1.800 min ⁻¹
No load speed (2)	-	350 min ⁻¹
Height	250 mm	250 mm
Air connection	R 3/4" interior	R 1/2" interior
Noise level	98,0 dB (A)	98,0 dB (A)
Vibration level no load speed	< 2,5 m/s ²	< 2,5 m/s ²
Saw blades	Ø 180 - 203 mm	Ø 180 - 203 mm
Net weight	12,5 kg	13 kg

Pipe Dry Cutting Machine Air	Reference
Pneumatic pipe dry cut saw, 1 speed	608300
Pneumatic pipe dry cut saw, 2 speeds For cutting and chamfering	608300-2
Saw blades	Reference
Ø 180 x 30 x 1,85 x 36T	72018036
Ø 203 x 30 x 1,70 x 54T for stainless steel & steel	72020354I

Required Accessories

Reference	Description	Pipe 400 mm	Pipe 800 mm	Pipe 1200 mm	Pipe 1600 mm
608300	Compressed air drive unit with saw blade Ø180 / 36T	1	1	1	1
608302	Guide carriage - small	1	1	1	2
608303	Chain tensioner - small	1	1	1	2
608304	Guide chain with chain tensioner for pipes <= DN 400 mm	1			
608305	Tool kit	1	1	1	1
608306	Guide carriage - large		1	2	2
608307	Chain tensioner - large		1	2	2
608308	Tension chain		1	1	2
608309	Guide chain with chain tensioner for pipes <= DN 800 mm		1		
608310	Guide chain with chain tensioner for pipes <= DN 1200 mm			1	
60827BOX	Carry case	1			
60827BOX-2	Carry case (for 608300-2)		1	1	1
608311	Steel transport box			1	1
608312	Feed tube	1	1	1	1
608313	Guide chain with chain tensioner for pipes <= DN 1600 mm				1
608314	Maintenance unit with protective housing R 3/4"	x	x	x	x
608314-2	Maintenance unit with protective housing R 3/4" (for 608300-2)	x	x	x	x
608315	Water syringe 10L	x	x	x	x
608317	Maintenance unit with protective cover R 3/4" (608300-2)	1	1	1	1

x = optional



MAGPRO 40/2S

**PRIME
LINE**



Generous stroke of 165 mm (enables, among other things, the use of longer drills)

- **2 speeds:** 1 for core drilling and 1 for twist drilling
- 17.000 N magnetic adhesion
- Overload protection
- Integrated cooling system

Scope of delivery:

Lashing strap, coolant tank, tool, chip protection, carry case



Optional: 13 mm drill chuck & adapter for direct use in the quick-release chuck
Art. 490152A



Generous stroke is easily adjustable

Technical specifications	
Power input	1.100 W
Voltage	230 V / 50 Hz 115 V / 60 Hz
No load/full load speeds	core drilling 650 / 465 min ⁻¹ twist drilling 1100 / 790 min ⁻¹
Shank	19 mm Weldon
Core drill max. Ø x L	12 - 40 x 110 mm
Max. Ø countersink	30 mm
Max. twist drilling depth x Ø	13 x 100 mm
Stroke	85 mm for normal core drills, up to 165 mm for twist drill
Magnetic adhesion	17.000N
Magnetic surface	170 x 85 mm
Cooling system	integrated, automatic
Net weight	13 kg

Description	Reference
Magpro 40 / 2s delivery in a carry case with lashing strap, service equipment and coolant tank, 230V	490142
As above, 115V	490142NA
Accessories (optional)	Reference
HSS-Co core drill set 30 mm Ø 12, 14, 16, 18, 20, 22 + pilot pin	490145
Carbide tipped core drill set 30 mm Ø 1x12, 1x 14, 1x16, 1x18, 1x20, 1x22 mm + pilot pin	490148
Gold finger core drill set TiN-coated 30 mm Ø 12, 14, 16, 18, 20, 22 + pilot pin	490145TiN
HSS-Co core drill set Ø 9/16", 5/8", 11/16", 3/4", 13/16", 15/16" x 1 + pilot pin	490145IN
Drill chuck and adapter 13 mm	490152A
Weldon adapter 19 mm for Fein core drills with quick-in shank and + pilot pin / centering pin	490154
Magnetic chip collector	490153
High-performance drilling and cutting oil spray for optimal cooling and higher cutting performance (Content: 400 ml)	490020
HSS-countersinks with Weldon 19 shank on page 71	

MAGPRO 35

ADJUST 1S/2S



With a large stroke and 1 or 2 speeds

Huge stroke 85 - 230 mm, allows the use of longer drills up to Ø 13 mm

- 1 or 2 speeds
- Quick release
- Core drilling / twist drilling
- 17,000 N magnetic adhesion
- Overload protection
- Integrated cooling system
- easy securing of the machine with lashing strap

Scope of delivery: lashing strap, coolant tank, tools, chip protection, carry case



Generous stroke is easily adjustable



Optional: 13 mm drill chuck & Adapter for direct use in quick release chuck
Art. 490152A



Delivery in a carry case



Magnetic chip collector
Art. 490153



Chip protection

Technical specifications	
Power input	1.100 W
Voltage	230 V / 50 Hz
Speed 1	450 / 270 min ⁻¹ (no load / full load)
Speed 2 (only Magpro 35 Adjust 2s)	730 / 440 min ⁻¹ (no load / full load)
Shank	19 mm Weldon
Max. Ø core drills x L	12 - 35 x 110 mm
Max. Ø twist drills x L	13 x 140 mm
Stroke	85 mm for standard core drills, up to 230 mm for twist drills (with adapter and chuck)
Magnetic adhesion	17.000 N
Magnetic surface	175 x 90 mm
Cooling system	integrated, automatic
Net weight	14 kg (Magpro 35/1S) 15 kg (Magpro 35/2S)

Description	Reference
Magpro 35 Adjust 1s - delivery in carry case with quick release, lashing strap and tools	490150 1
Magpro 35 Adjust 2s - delivery in carry case with quick release, lashing strap and tools	490150 2
Accessories (optional)	Reference
HSS-Co core drill set 30 mm Ø 12, 14, 16, 18, 20, 22 mm with pilot pin	490145
Carbide tipped core drill set 30 mm Ø 1x12, 1x14, 1x16, 1x18, 1x20, 1x22 mm + pilot pin	490148
Gold finger Core drill set TIN-coated 30 mm Ø 12, 14, 16, 18, 20, 22 + pilot pin	490145TIN
HSS-Co core drill set Ø 9/16", 5/8", 11/16", 3/4", 13/16", 15/16" x 1 + pilot pin	490145IN
Drill chuck and adapter 13 mm	490152A
Adapter with Weldon 19 mm for Fein core drills with quick-in shank including + pilot pin	490154
Magnetic chip collector	490153
High performance putting oil spray for optimal cooling and higher cutting performance (400 ml)	490020

MAGPRO TP 2000

3 IN 1 AUTO REVERSE

PRIME
LINE



The perfect machine for tapping in blind holes!
Tapping- and Core Drilling Machine. No electronics!

2-speed gear:

- A mode for auto reverse tapping
- A mode for core drilling and twist drilling

Including quick-release chuck for quick tool-free changing of accessories

Scope of delivery: Safety chain, coolant tank, tools, chip protection, carry case
3 adapters (see below)



Thread cutting



Twist drilling



Core drilling



Technical specifications

Power input	1.100 W
Voltage	230 V / 50 Hz
Core drilling speed	550 / 330 min ⁻¹ (no load / full load)
Twist drilling speed	550 / 330 min ⁻¹ (no load / full load)
Tapping speed	150 / 90 min ⁻¹ (no load / full load)
Shank for taps	Universal adapter M5 bis M22
Shank	19 mm Weldon
Max. Ø core drills x L	35 x 110 mm
Max. Ø twist drills x L	13 x 110 mm
Stroke	150 mm
Magnetic adhesion	15.000 N
Magnetic surface	165 x 80 mm
Cooling system	integrated, automatic
Net weight	13,7 kg

Description	Reference
Magpro TP 2000 - delivery in carry case with adapter, universal adapter for taps M5 up tp M22 (DIN, JIS,ISO), quick release for core drills and twist drills, safety chain and tools	490190N

Optional accessories	Reference
Quick change inserts M5 -M22 (single)	490165M
HSS-Co core drill set 30 mm Ø 12, 14, 16, 18, 20, 22 mm + pilot pin	490145
Carbide tipped core drill set 30 mm Ø 1x12.1x14.1x16.1x18, 1x20, 1x22 mm + pilot pin	490148
Gold finger core drill set TiN-coated 30 mm Ø 12,14,16,18,20,22 + pilot pin	490145TiN
HSS-Co core drill set Ø 9/16", 5/8", 11/16", 3/4", 13/16", 15/16" x 1 + pilot pin	490145IN
High performance cutting oil spray for optimal cooling and higher cutting performance (400 ml)	490020
Magnetic chip collector	490153

Thread cutter

Blind hole

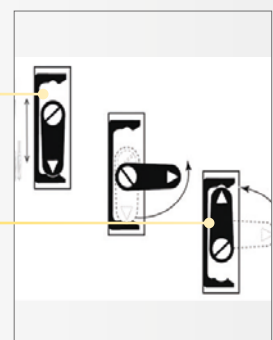
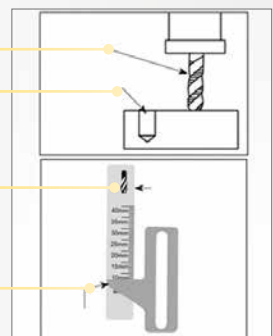
Depth scale

Pointer

Core and twist drilling

Auto-reverse tapping

Quick release chuck



MAGPRO 35 KOMPAKT

For workspaces that
were previously considered unreachable.

Scope of delivery: Security tape, chip protection, carry case

**PRIME
LINE**



198 mm



Our smallest

- Low dimensions enable working areas that were previously considered unreachable
- Maximum height of the machine 198 mm
- Core drilling up to Ø 35 mm (30 mm length)
- Quick release system with Weldon 19 mm shank
- Control lever can be used gradually on both sides
- Good balance for carrying
- LED light for work in dark spaces

Technical specifications

Power input	1.100 W
Voltage	230 V / 50 Hz
No load / full load speed	650 / 390 min ⁻¹
Capacity Ø x depth	35 mm x 30 mm
Shank	19 mm Weldon
Magnetic adhesion	15.000 N
Magnetic surface	165 x 80 mm
Dimensions	285 x 101 x 198
Net weight	10 kg

Description

Magpro 35 Kompakt - delivery in a carry case quick release chuck, lashing strap and tools	Reference 490050
--	---------------------

Optional accessories

HSS-Co core drill set 30 mm Ø 12, 14, 16, 18, 20, 22 + pilot pin	Reference 490145
Carbide tipped core drill 30 mm Ø 1x12,1x14,1x16,1x18, 1x20, 1x22 + pilot pin	490148
Gold finger core drill set TiN-coated 30 mm Ø 12,14,16,18,20,22 + pilot pin	490145TiN
HSS-Co core drill set Ø 9/16", 5/8", 11/16", 3/4", 13/16", 15/16" x 1 + pilot pin	490145IN
Twist drill set 6-11 mm Weldon 19 mm	490400Set
High performance cutting oil spray for optimal cooling and higher cutting performance (400 ml)	490020
Magnetic chip collector	490153



Twist drill set 6-11 mm
Weldon 19 mm



LED light for
dark work areas



Control lever can be used
gradually on both sides



Balanced wearing comfort

MAGPRO 35 STANDARD



Compact and sturdy

- Twist drilling up to \varnothing 13 mm
- Core drilling from \varnothing 12 - 35 mm
- Shank Weldon 19 mm

Scope of delivery:

Tension belt, coolant tank, tool, chip protection, carry case

Technical specifications

Power input	1.100 W
Voltage	230 V / 50 Hz
No load / full load speed	620 / 350 min ⁻¹
Shank	19 mm Weldon
Max. \varnothing core drills x L	12 - 35 x 50 mm
Max. \varnothing twist drills x L	13 x 110 mm
Max. \varnothing countersink	30 mm
Stroke	80 mm
Magnetic adhesion	15.000 N
Magnetic surface	165 x 80 mm
Cooling system	integrated, automatic
Net weight	12 kg

Description	Reference
Magpro 35 - delivery in carry case with safety chain and maintenance tools	490150

Accessories (optional)	Reference
HSS-Co core drill set 30 mm \varnothing 12, 14, 16, 18, 20, 22 mm with pilot pin	490145
Carbide tipped core drill 30 mm \varnothing 1x12, 1x 14, 1x16, 1x18, 1x20, 1x22 mm with pilot pin	490148
Gold finger core drill TiN-coated 30 mm \varnothing 12,14,16,18, 20, 22 + pilot pin	490145TiN
HSS-Co core drill set \varnothing 9/16", 5/8", 11/16", 3/4", 13/16", 15/16" x 1 + pilot pin	490145IN
Drill chuck and adapter 13 mm	490152
Quick release for Magpro 35	490151
Magnetic chip collector	490153
High performance cutting oil spray for optimal cooling and higher cutting performance (400 ml)	490020
HSS-countersinks with Weldon 19 mm shank on page 71	



Twist drilling up to 13 mm



Optional: 13 mm drill chuck & adapter Ref. 490152



Optional: quick release Ref. 490151



Optional: Magnetic chip collector Ref. 490153



Optional: 3 different sets Core drill set with pilot pin



HSS-Countersink 30 mm with Weldon 19 mm shank Ref. 490153

MAGPRO 40/1S

**PRIME
LINE**



- Very compact and lightweight design - only 12 kg
- Core drilling up to Ø 40 mm.
- Quick release Weldon 19 mm shank

Scope of delivery:

Carry case, arbor for core drills, safety chain, carabina, hexagon key, pilot pins short/long



Generous stroke is easily adjustable



Optional: 13 mm drill chuck & adapter for direct use in the quick-release chuck Art. 490152A

Technical specifications	
Power input	1.100 W
Voltage	230 V / 50 Hz
No load speed	625 min ⁻¹
Shank	19 mm Weldon
Core drill max. Ø x L	12 - 40 x 110 mm
Twist drill max. Ø x L	13 x 140 mm
Stroke	85 mm / 200 mm
Magnetic adhesion	10.500 N
Magnetic surface	158 x 76 mm
Cooling system	integrated, automatic
Net weight	12 kg

Description	Reference
Magpro 40 / 1s - with carry case, arbor for core drills, safety chain, carabina, hexagon key, pilot pins	491140K
Accessories (optional)	Reference
HSS-Co core drill set 30 mm Ø 12, 14, 16, 18, 20, 22 + pilot pin	490145
Carbide tipped core drill set 30 mm Ø 1x12, 1x14, 1x16, 1x18, 1x20, 1x22 mm + pilot pin	490148
Gold finger core drill set TiN-coated 30 mm Ø 12, 14, 16, 18, 20, 22 + pilot pin	490145TiN
HSS-Co core drill set Ø 9/16", 5/8", 11/16", 3/4", 13/16", 15/16" x 1 + pilot pin	490145IN
Drill chuck and adapter 13 mm	490152A
Magnetic chip collector	490153
High-performance drilling and cutting oil spray for optimal cooling and higher cutting performance (Content: 400 ml)	490020

MAGPRO 40/1S ADJUST SWIVEL

**PRIME
LINE**



- Exclusively developed sliding system ensures an increased stability of the motor unit and thus leads to higher cutting quality.
- Swivelbase: 2 x 15° | Slidingbase: 15mm
- Core drilling up to Ø 40 mm.
- Quick release Weldon 19 mm shank
- Very compact and lightweight design - only 12 kg
- Crank lever and cooling system can be installed on both sides

Scope of delivery:

Carry case, arbor for core drills, safety chain, carabina, hexagon key, pilot pins short/long



Generous stroke is easily adjustable



Optional: 13 mm drill chuck & adapter for direct use in the quick-release chuck Art. 490152A



Swivel base plate: 2 x 15°
Slidable base plate: 15 mm



Crank lever and cooling system can be installed on both sides

Technical specifications	
Power input	1.100 W
Voltage	230 V / 50 Hz
No load speed	625 min ⁻¹
Shank	19 mm Weldon
Core drill max. Ø x L	12 - 40 x 110 mm
Twist drill max. Ø x L	13 x 140 mm
Stroke	85 mm / 200 mm
Magnetic adhesion	10.500 N
Magnetic surface	158 x 76 mm
Cooling system	integrated, automatic
Net weight	12 kg

Description	Reference
Magpro 40 / 1s Adjust Swivel - with carry case, arbor for core drills, safety chain, carabina, hexagon key, pilot pins	490140S
Accessories (optional)	
HSS-Co core drill set 30 mm Ø 12, 14, 16, 18, 20, 22 + pilot pin	490145
Carbide tipped core drill set 30 mm Ø 1x12, 1x14, 1x16, 1x18, 1x20, 1x22 mm + pilot pin	490148
Gold finger core drill set TiN-coated 30 mm Ø 12, 14, 16, 18, 20, 22 + pilot pin	490145TiN
HSS-Co core drill set Ø 9/16", 5/8", 11/16", 3/4", 13/16", 15/16" x 1 + pilot pin	490145IN
Drill chuck and adapter 13 mm	490152A
Magnetic chip collector	490153
High-performance drilling and cutting oil spray for optimal cooling and higher cutting performance (Content: 400 ml)	490020

MAGPRO 50/2S



Optimal core drilling with 2 speeds


- Powerful 1.800 watt motor with huge traction power

Scope of delivery:

Safety chain, coolant tank, tools, chip protection, carry case



2 speeds



Precise core drilling up to Ø 50 mm



Optional: quick release chuck
Ref. 490172



Optional: 16 mm drill chuck & adapter
Ref. 490173



Optional: magnetic chip collector
Ref. 490153



Delivery in carry case

Technical specifications	
Power input	1.800 W
Voltage	230 V / 50 Hz
No load / full load speeds	380 / 230 min ⁻¹ 500 / 300 min ⁻¹
Shank	19 mm Weldon
Core drill max. Ø x L	12 - 50 x 70 mm
Twist drill max. Ø x L	16 x 110 mm
Max. Ø countersink	50 mm
Max. drilling depth x Ø	75 x 50 mm
Stroke	100 mm
Magnetic adhesion	32.000 N
Magnetic surface	200 x 100 mm
Cooling system	integrated, automatic
Net weight	22,9 kg

Description	Reference
Magpro 50 / 2s - delivery in a carry case with safety chain and tools	490170
Accessories (optional)	
HSS-Co core drill set 30 mm Ø 12, 14, 16, 18, 20, 22 + pilot pin	490145
Carbide tipped core drill set 30 mm Ø 1x12, 1x14, 1x16, 1x18, 1x20, 1x22 mm + pilot pin	490148
Gold finger core drill set TiN-coated 30 mm Ø 12, 14, 16, 18, 20, 22 + pilot pin	490145TiN
HSS-Co core drill set Ø 9/16", 5/8", 11/16", 3/4", 13/16", 15/16" x 1 + pilot pin	490145IN
Drill chuck and adapter 16 mm	490173
Quick release for Magpro 50 / 2s	490172
Magnetic chip collector	490153
High-performance drilling and cutting oil spray for optimal cooling and higher cutting performance (Content: 400 ml)	490020
HSS-countersinks with Weldon 19 shank on page 71	

MAGPRO 50/2S ADJUST



Core drilling up to Ø 50 mm with a large stroke and 2 speeds

- Generous stroke of 85 - 230 mm
- 2 speeds
- Quick release chuck
- Core drilling
- Twist drilling
- 17,000 N magnetic holding force
- Overload protection
- Integrated cooling system

Scope of delivery:

Safety chain, coolant tank, tools, chip protection, carry case



Delivery in a carry case



Optional: Drill chuck with Weldon 19 mm adapter for full drills
Optional: Drill chuck & adapter Ref. 490152A

Technical specifications	
Power input	1.100 W
Voltage	230 V / 50 Hz
No load / full load speeds	300 / 180 min ⁻¹ 400 / 170 min ⁻¹
Shank	19 mm Weldon
Core drill max. Ø x L	12 - 50 x 110 mm
Twist drill max. Ø x L	13 x 140 mm
Stroke	85 - 230 mm
Magnetic adhesion	17.000 N
Magnetic surface	175 x 90 mm
Cooling system	integrated, automatic
Net weight	15,0 kg

Description	Reference
Magpro 50 / 2s Adjust - delivery in a carry case with quick-release chuck, safety chain and tools	490170 2
Accessories (optional)	
HSS-Co core drill set 30 mm Ø 12, 14, 16, 18, 20, 22 + pilot pin	490145
Carbide tipped core drill set 30 mm Ø 1x12, 1x 14, 1x16, 1x18, 1x20, 1x22 mm + pilot pin	490148
Gold finger core drill set TiN-coated 30 mm Ø 12, 14, 16, 18, 20, 22 + pilot pin	490145TiN
HSS-Co core drill set Ø 9/16", 5/8", 11/16", 3/4", 13/16", 15/16" x 1 + pilot pin	490145IN
Drill chuck and adapter 13 mm	490152A
Adapter Weldon 19 mm for Fein core drills with Quick-in holder + pilot pin / centering pin	490154
Magnetic chip collector	490153
High-performance drilling and cutting oil spray for optimal cooling and higher cutting performance (Content: 400 ml)	490020

MAGPRO 60/2S

**PRIME
LINE**



Core drilling up to Ø 60 mm
Twist drilling up to Ø 23 mm

- 2-speed motor
- Improved magnetic adhesion
- Quick and easy conversion to twist drilling thanks to the MT2 arbor

Scope of delivery:

Steel case, arbor for core drills, safety chain, carabina, hexagon key, pilot pins short/long



Delivery in a carry case



MT2 arbor for quick and easy conversion to twist drilling



Optional: magnetic chip collector - Ref. 490153



Optional: drill chuck 16 mm and adapter Art. 490164MK2

Technical specifications	
Power input	1.550 W
Voltage	230 V / 50 Hz
No load speed	1: 250 / 135 min ⁻¹ 2: 605 / 330 min ⁻¹
Shank	MT2
Core drill max. Ø x L	60 mm
Max. Ø twist drills x L	16 x 110 mm
Max. Ø twist drills x L MT2	23 x 150 mm
Stroke	190 mm
Magnet on 1" plate (dead lift)	15.300N
Net weight	17 kg
Dimensions [mm]	430 (620) x 200 x 260

Description	Reference
Magpro 60/2S - delivery in steel case, arbor for core drills, safety chain, carabina, hexagon key, pilot pins short/long	491170N
Accessories (optional)	Reference
HSS-Co core drill set 30 mm Ø 12, 14, 16, 18, 20, 22 + pilot pin	490145
Carbide tipped core drill set 30 mm Ø 1x12, 1x14, 1x16, 1x18, 1x20, 1x22 mm + pilot pin	490148
Gold finger core drill set TiN-coated 30 mm Ø 12, 14, 16, 18, 20, 22 + pilot pin	490145TiN
HSS-Co core drill set Ø 9/16", 5/8", 11/16", 3/4", 13/16", 15/16" x 1 + pilot pin	490145IN
Drill chuck 13 mm and adapter for Weldon 19 arbor	490152A
Drill chuck 13 mm and adapter for MT2 arbor	490164MK2
Magnetic chip collector	490153
High-performance drilling and cutting oil spray for optimal cooling and higher cutting performance (Content: 400 ml)	490020
HSS-countersinks with Weldon 19 shank on page 71	

MAGPRO 60 M20

**PRIME
LINE**



Core drilling up to Ø 60 mm
Twist drilling up to Ø 23 mm
Thread cutting up to M20

- Reversible 6-speed motor
- Improved magnetic adhesion
- Quick and easy conversion to twist drilling thanks to the MT2 arbor

Scope of delivery:

Steel case, arbor for core drills, safety chain, carabina, hexagon key, pilot pins short/long



Thread cutting, twist- & core drilling (accessories might be necessary)



Delivery in a carry case



MT2 arbor for quick and easy conversion to twist drilling



Optional: drill chuck 16 mm and adapter Art. 490164MK2

Technical specifications	
Power input	1.550 W
Voltage	230 V / 50 Hz
No load speeds	140 / 190 / 240 / 330 / 445 / 565 min ⁻¹
Shank	MT2
Core drill max. Ø x L	60 mm
Max. Ø twist drills x L	16 x 110 mm
Max. Ø twist drills x L MT2	23 x 150 mm
Max. thread cutting	M5 - M20
Stroke	190 mm
Magnet on 1" plate (dead lift)	15.300N
Net weight	17 kg
Dimensions [mm]	430 (620) x 200 x 260

Description	Reference
Magpro 60M20 - delivery in steel case, arbor for core drills, safety chain, carabina, hexagon key, pilot pins short/long	491170M20
Accessories (optional)	
HSS-Co core drill set 30 mm Ø 12, 14, 16, 18, 20, 22 + pilot pin	490145
Carbide tipped core drill set 30 mm Ø 1x12, 1x14, 1x16, 1x18, 1x20, 1x22 mm + pilot pin	490148
Gold finger core drill set TiN-coated 30 mm Ø 12, 14, 16, 18, 20, 22 + pilot pin	490145TiN
HSS-Co core drill set Ø 9/16", 5/8", 11/16", 3/4", 13/16", 15/16" x 1 + pilot pin	490145IN
Drill chuck 13 mm and adapter for Weldon 19 arbor	490152A
Drill chuck 13 mm and adapter for MT2 arbor	490164MK2
Magnetic chip collector	490153
High-performance drilling and cutting oil spray for optimal cooling and higher cutting performance (Content: 400 ml)	490020
HSS-countersinks with Weldon 19 shank on page 71	

MAGPRO 75/4S



The robust allrounder with 4 speeds:
twist drilling, core drilling & tapping



OPTIONAL: SWIVEL BASE

The magnetic base of the Magpro 75/4S Swivel Base (490160S) can swivel 15 degrees left and right and 20 mm forward. The adjustable magnetic base allows precise positioning of the core, thread and twist drills.



Scope of delivery:

Safety chain, coolant tank, tool, chip protection, ejector wedge, case, MT3 / Weldon 19



Delivery in a carry case



Optional: drill chuck 16 mm and adapter Art. 490164



Thread cutting, twist- & core drilling (accessories might be necessary)

Technical specifications	
Power input	1.800 W
Voltage	230 V / 50 Hz
No load / full load speeds	1: 210 / 120 min ⁻¹ 2: 270 / 160 min ⁻¹ 3: 410 / 290 min ⁻¹ 4: 530 / 310 min ⁻¹
Shank	19/32 mm Weldon, MT3
Max. Ø core drills x L	12 - 75 x 75 mm
Max. Ø twist drills x L	16 x 110 mm
Max. Ø twist drills x L MT3	32 x 150 mm
Max. Ø countersinks	55 mm
Max. thread cutting	M4 - M22
Max. drilling depth x Ø	75 x 75
Tapping	M4-M22
Stroke	100 mm
Magnetic adhesion	32.000 N
Magnetic surface	200 x 100 mm
Cooling system	integrated, automatic
Net weight	24,8 kg / 27 kg (Swivel Base)

Description	Reference
Magpro 75/4s - in carry case with safety chain, tools and MT3 / 19 mm adapter (490167)	490160
Magpro 75 / 4s swivel base - in carry case with safety chain, tool and MT3 / 19 mm adapter (490167)	490160S
Accessories (optional)	Reference
HSS-Co core drill set 30 mm Ø 12, 14, 16, 18, 20, 22 + pilot pin	490145
Carbide tipped core drill set 30 mm Ø 1x12, 1x 14, 1x16, 1x18, 1x20, 1x22 mm + pilot pin	490148
Gold finger core drill set TiN-coated 30 mm Ø 12, 14, 16, 18, 20, 22 + pilot pin	490145TiN
MT3 quick change adapter set for thread cutter shank	490162
Quick change insert M3-M14 (single)	490162 M3-14
MT3 quick change adapter set for thread cutter shank M5-M22	490165
Quick change insert M5-M22 (single)	490165 M5-22
MT3 / 19 mm adapter	490167
Weldon 32/MT3 adapter for magnetic drills from Ø 61 mm	490163
Drill chuck and adapter 16 mm	490164
High-performance drilling and cutting oil spray (400 ml)	490020
Magnetic chip collector	490153
HSS-countersinks with Weldon 19 shank on page 71	

MAGPRO 80/4S

**PRIME
LINE**



- Core drilling up to Ø 80 mm
- 4 speeds for core drilling
- Twist drilling up to Ø 16 mm
- Generous stroke of 270 mm
- Enables, among other things, the use of longer fine drills
- 17.000 N Magnetic adhesion
- Overload protection
- Integrated cooling system

Scope of delivery:

Lashing strap, coolant tank, tool, chip protection, ejector wedge, carry case, MT3 / Weldon 19



Generous stroke is easily adjustable



Drill chuck 16 mm & MT3 adapter Ref. 490164



Optional: MT3 / Quick Release Weldon 19 Ref. 490168



Very narrow design

Technical specifications	
Power input	1.600 W
Voltage	230 V / 50 Hz 115 V / 60 Hz
No load / full load speeds	1: 190 / 105 min ⁻¹ 2: 300 / 165 min ⁻¹ 3: 420 / 230 min ⁻¹ 4: 660 / 365 min ⁻¹
Shank	19/32 mm Weldon, MT3
Max. Ø core drills x L	12 - 80 mm x 110 mm
Max. Ø twist drills x L	16 x 110 mm
Max. Ø twist drills x L x MT3	32 x 150 mm
Max. Ø countersinks	55 mm
Stroke	85 mm for normal core drills, up to 270 mm for twist drills (with adapter and chuck)
Magnetic adhesion	17.000N
Magnetic surface	220 x 110 mm
Cooling system	integrated, automatic
Net weight	24 kg

Description	Reference
Magpro 80 4S - delivery in carry case with quick release, lashing strap and tools, 230V	490184
As above, 115V	490184NA
Accessories (optional)	Reference
HSS-co core drill set 30 mm Ø 12, 14, 16, 18, 20, 22 mm + pilot pin	490145
Carbide tipped core drill set 30 mm Ø 12, 14, 16, 18, 20, 22 mm + pilot pin	490148
Gold finger core drill set TiN-coated 30 mm Ø 12, 14, 16, 18, 20, 22 + pilot pin	490145TiN
HSS-Co core drill set Ø 9/16", 5/8", 11/16", 3/4", 13/16", 15/16" x 1 + pilot pin	490145IN
Drill chuck 16 mm + MT3 adapter	490164
Weldon 32 MT3 adapter for core drills from Ø 61 mm	490163
Adapter with Weldon 19 mm for Fein core drills with Quick-in shank including 1 pilot pin	490154
Magnetic chip collector	490153
High performance cutting oil spray for optimal cooling and higher cutting performance (400 ml)	490020
HSS-countersinks with Weldon 19 shank on page 71	

MAGPRO 100 M30

**PRIME
LINE**



Core drilling up to Ø 100 mm
Thread cutting up to M30
Twist drilling up to Ø 32 mm

- Heavy duty reversible motor unit
- 4 Gears, 8 Speeds
- Highest stability without extra support
- Overload protection

Scope of delivery:


Steel case, MT3/Weldon 19 & 32 adapter, safety chain, carabina and hexagon key.



Thread cutting, twist- & core drilling
 (accessories might be necessary)



Delivered in carry case



Patented guide

Technical specifications

Power input	1.880 W
Voltage	230 V / 50 Hz
No load speeds	100/70 min ⁻¹ 195/130 min ⁻¹ 330/225 min ⁻¹ 600/405 min ⁻¹
Shank	19/32 mm Weldon, MT3
Max. tapping capacity	M4-M30
Max. Ø core drills	100 mm
Max. Ø twist drills (MT3)	32 mm
Magnetic adhesion	17.600 N
Dimensions [mm]	530 (790) x 205 x 300
Stroke	260 mm
Net weight	26 kg

Description	Reference
Magpro 100 M30 - in steel case with MT3 Weldon 19 & 32 adapter, safety chain, carabina and hexagon key	491100N
Accessories (optional)	Reference
HSS-Co core drill set 30 mm Ø 12, 14, 16, 18, 20, 22 + pilot pin	490145
Carbide tipped core drill set 30 mm Ø 1x12, 1x14, 1x16, 1x18, 1x20, 1x22 mm + pilot pin	490148
Gold finger core drill set TiN-coated 30 mm Ø 12, 14, 16, 18, 20, 22 + pilot pin	490145TiN
HSS-Co core drill set Ø 9/16", 5/8", 11/16", 3/4", 13/16", 15/16" x 1 + pilot pin	490145IN
MT3 quick change adapter set for thread cutter M3-M14	490162
Quick change insert M3-M14 (single)	490162 M3-14
MT3 quick change adapter set for thread cutter M5-M22	490165
Quick change insert M5-M22 (single)	490165 M5-22
MT3 quick change adapter set for thread cutter M14-M30	490169
Quick change insert M14-M30 (single)	490169 M14-30
MT3 / 19 mm adapter	490167
Weldon 19/MT3 adapter for magnetic drills from Ø 61 mm	490163
Drill chuck and adapter 16 mm	490164
High-performance drilling and cutting oil spray (400 ml)	490020
Magnetic chip collector	490153
HSS-countersinks with Weldon 19 shank on page 71	

MAGPRO 150 M42

**PRIME
LINE**




Core drilling up to Ø 150 mm
Thread cutting up to M42
Twist drilling up to Ø 46 mm

- Heavy duty reversible motor unit
- 4 Gears, 8 Speeds
- MT4 arbor
- Patented guide: for large machines subjected to constant intensive load, the classic dovetail guide can be dispensed with
- Highest stability without extra support
- Overload protection

Scope of delivery:

case, MT4/Weldon 19 & 32 adapter, safety chain, carabina and hexagon key



Patented guide



Technical specifications

Power input	2.400 W
Voltage	230 V / 50 Hz
No load speeds	80/60 min ⁻¹ 165/125 min ⁻¹ 275/205 min ⁻¹ 545/410 min ⁻¹
Shank	19/32 mm Weldon, MT4
Max. tapping capacity	M5 - M42
Max. Ø core drills	150 mm
Max. Ø twist drills (MT4)	46 mm
Magnetic adhesion	20.500 N
Dimensions [mm]	630 (930) x 210 x 390
Stroke	300 mm
Net weight	42 kg

Description	Reference
Magpro 150 M42 - in case with MT4 Weldon 32 adapter, safety chain, carabina and hexagon key	491150N
Accessories (optional)	Reference
HSS-Co core drill set 30 mm Ø 12, 14, 16, 18, 20, 22 + pilot pin	490145
Carbide tipped core drill set 30 mm Ø 1x12, 1x14, 1x16, 1x18, 1x20, 1x22 mm + pilot pin	490148
Gold finger core drill set TiN-coated 30 mm Ø 12, 14, 16, 18, 20, 22 + pilot pin	490145TiN
HSS-Co core drill set Ø 9/16", 5/8", 11/16", 3/4", 13/16", 15/16" x 1 + pilot pin	490145IN
MT4 / Weldon 19 mm adapter (included)	490167MK4
MT4 / Weldon 32 mm adapter (included)	490163MK4
MT4 quick change adapter for thread cutter M5-M22	491151
Quick change insert M5-M22 (single)	490165 M5-22
MT4 quick change adapter for thread cutter M14-M30	491152
Quick change insert M14-M30 (single)	490169 M14-30
MT4 quick change adapter for thread cutter M20-M42	491153
Quick change insert M20-M42 (single)	491153 M20-42
High-performance drilling and cutting oil spray (400 ml)	490020
Magnetic chip collector	490153

MAGPRO 200 M52

**PRIME
LINE**

Core drilling up to Ø 200 mm

Thread cutting up to M52

Twist drilling up to Ø 56 mm

- Heavy duty reversible motor unit
- 4 Gears, 8 Speeds
- MT5 arbor
- Highest stability without extra support
- Overload protection

Scope of delivery:

Case, MT5/Weldon 32 adapter, Weldon 32/19 adapter, safety chain, carabina and hexagon key



AUTUMN 2024

Technical specifications

Power input	2.850 W
Voltage	230 V / 50 Hz
No load speeds	70/50 min ⁻¹ 135/100 min ⁻¹ 290/215 min ⁻¹ 555/420 min ⁻¹
Shank	32 mm Weldon, MT5
Max. tapping capacity	M5 - M52
Max. Ø core drills	200 mm
Max. Ø twist drills (MT5)	56 mm
Magnetic adhesion	26.800 N
Dimensions [mm]	730 (955) x 280 x 455
Stroke	330 mm
Net weight	52 kg

Description	Reference
Magpro 200 M52 - in case with MT5 Weldon 32 adapter, Weldon 32/19 adapter, safety chain, carabina and hexagon key	491200N
Accessories (optional)	
Reference	
HSS-Co core drill set 30 mm Ø 12, 14, 16, 18, 20, 22 + pilot pin	490145
Carbide tipped core drill set 30 mm Ø 1x12, 1x14, 1x16, 1x18, 1x20, 1x22 mm + pilot pin	490148
Gold finger core drill set TiN-coated 30 mm Ø 12, 14, 16, 18, 20, 22 + pilot pin	490145TiN
HSS-Co core drill set Ø 9/16", 5/8", 11/16", 3/4", 13/16", 15/16" x 1 + pilot pin	490145IN
MK5 / Weldon 32 mm adapter (included)	490163MK5
Weldon 32 / 19 mm adapter (included)	490163/W19
High-performance drilling and cutting oil spray (400 ml)	490020
Magnetic chip collector	490153

MAGPRO 52 AIR

MADE
IN
GERMANY



Air-operated magnetic core drilling with a huge stroke

Scope of delivery:

Safety chain, coolant tank, tool,
chip protection, carry case

- Air-operated magnetic drill for work in hazardous and wet environments
- ATEX/CEN approved, no electricity
- Core drilling up to \varnothing 52 mm
- Twist drilling up to \varnothing 13 mm
- Huge stroke up to 260 mm
- Magnetic adhesion: 8.000 N
- Integrated cooling system



ATEX/ CEN approved



Technical specifications

Operating pressure	6 bar
Motor output	1.000 W
No load / full load speed	400 / 200 min ⁻¹
Air consumption	1,8 m ³ /min
Air connection	R 3/8" i
Shank	19 mm Weldon
Max. \varnothing core drills	52 mm
Max. \varnothing twist drills	13 mm
Stroke	260 mm
Magnetic adhesion	8.000 N
Magnetic surface	216 x 86 mm
Cooling system	automatic, external
Net weight	21,5 kg

Description Reference

Magpro 52 Air - delivery in carry case with safety chain, maintenance tools and pressurized lubrication system 490000

Accessories (optional) Reference

HSS-co core drill set 30 mm \varnothing 12, 14, 16, 18, 20, 22 mm + pilot pin	490145
Carbide tipped core drill set 30 mm \varnothing 12, 14, 16, 18, 20, 22 mm + pilot pin	490148
Gold finger core drill set TiN-coated 30 mm \varnothing 12, 14, 16, 18, 20, 22 + pilot pin	490145TiN
Drill chuck and adapter 13 mm	490152A
Magnetic chip collector	490153
High performance cutting oil spray for optimal cooling and higher cutting performance (400 ml)	490020



Optional drill chuck with Weldon 19 mm adapter for twist drills



Core drilling up to \varnothing 52 mm



Supplied with safety chain, tools and external coolant pressure tank



Optional: drill chuck & adapter 13 mm Ref. 490152A

MAGPRO-PIPEFIX

MADE
IN
GERMANY

Pipe clamping system for pipes Ø 80 - 500 mm

Flexible and fast clamping in every drilling situation for pipes up to Ø 500 mm. Fixation of the clamping device on the pipe with chains with swiveling prisms. Easy and safe adjustment of the drilling position on the pipe.

Extends the possible uses of Jepson Power magnetic core drilling machines.

Scope of delivery:

Clampingsystem, 2 tensioning chains



Reference

490010

Pipe Ø [mm]

80 - 250

Compatible MAGPRO magnetic core drilling machines



MP 35



MP 35 Adjust



MP 40/1S
Adjust



MP 40/2S



MP 50/2S Adj

Reference

490010BIG

Pipe Ø [mm]

150 - 500

Compatible MAGPRO magnetic core drilling machines



MP 50/2S



MP 60 AUTO



MP 60/2S



MP 75/4S



MP 75/4S
Swivelbase



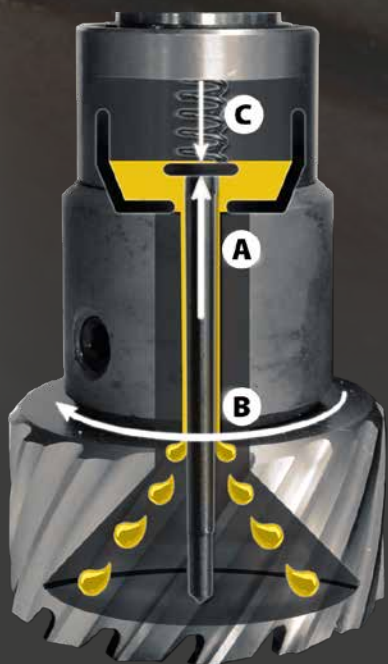
MP 80 4S



MP 100M30

UNIVERSALLY APPLICABLE ACCESSORIES

Accessories	Description	Reference	Accessories	Description	Reference
	13 mm drill chuck with adapter 19 mm (Magpro Adjust series)	490152A		Drill chuck 16 mm, MT3 adapter	490164
				Drill chuck 16 mm, MT2 adapter	490164MK2
	Quick release Weldon 19 mm for Magpro 35 for Magpro 50	490151 490172		MT3 / Quick Release Weldon 19 for Magpro 80	490168
	Adapter with Weldon 19 mm for FEIN® core drills < 50 mm with Quick-in holder, 1 ejector / centering pin	490154		Adapter Quick-in for Weldon 19 mm core drills, 1 ejector / centering pin	490156
	Extension 80 mm Weldon 19	490157		Extension 100 mm Weldon 19	490158
	MT3 quick change adapter M4 to M14 M5 to M22 M12 to M30	490162 490165 490169		Quick change inserts M4 to M14 (single) M5 to M22 (single) M12 to M30 (single)	490162 M4-14 490165 M5-22 490169 M12 - M30
	Weldon 32 mm MT3 industrial adapter for core drills Ø 61 mm with automatic internal lubrication	490163		Magnetic chip collector for removing drill chips	490153
	Cooling lubricant pin for taps and saw blades before use (content: 350 g)	740860		High-performance drilling and cutting oil spray for optimal cooling and higher cutting performance (400ml)	490020



INTEGRATED COOLANT SUPPLY

A

When the core drill is placed, the coolant supply is started via the pilot pin

B

The rotation of the core drill distributes the coolant to the desired locations.

C

At the end of the drilling process, the tensioned spring ejects the pin and the coolant supply is automatically stopped.

HSS-CO CORE DRILL

DRILLING FASTER AND MORE ECONOMICALLY



CORE DRILL BY JEPSON POWER

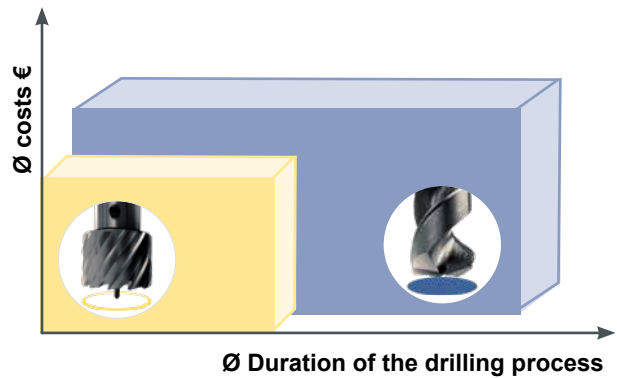
With our core drills, the machining area is reduced to a minimum. This makes the drilling process more economical and faster, and longer tool life is achieved.

The result is particularly precise holes without pre-drilling.

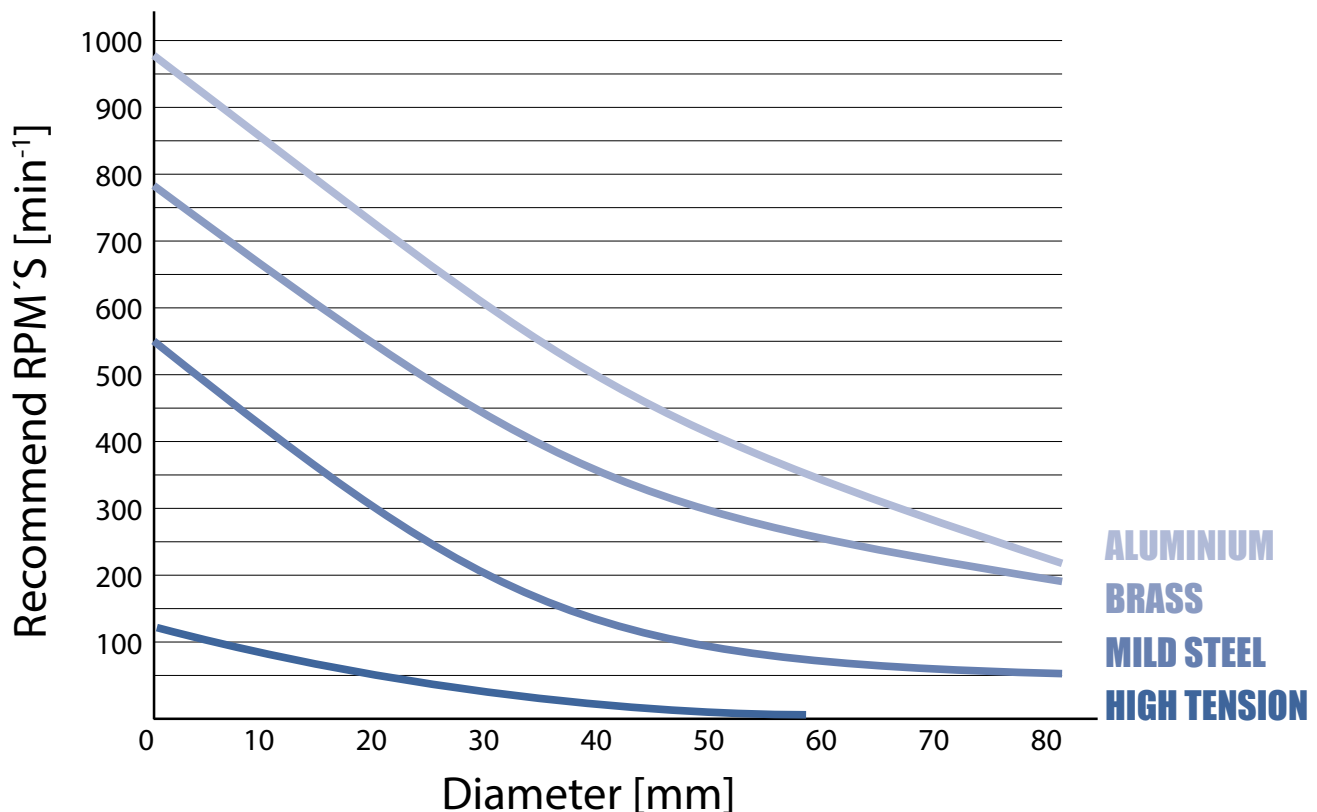
In combination with Jepson Power's Magpro magnetic core drilling machines, our core drills are suitable for machining steel and stainless steel.

Properties of our core drills

- High heat resistance ✓
- High wear protection ✓
- Cobalt content ✓
- Weldon shank 19 mm or 32 mm ✓
- Regrindable ✓



Core drilling is considerably cheaper than twist drilling and drastically reduces the duration of the drilling process.



CORE DRILL HSS-CO

MADE
IN
GERMANY

Drill faster and more economically
with core drills by Jepson Power!
Fully hardened HSS Co core drills *

HSS-Co Core drill - short

> Ø 12 - 60 mm
> 30 mm cutting depth
> 19 mm Weldon shank
for drills up to Ø 60 mm



Ø mm	Ref.	Ø mm	Ref.
12S	490212	36S	490236
13S	490213	37S	490237
14S	490214	38S	490238
15S	490215	39S	490239
16S	490216	40S	490240
17S	490217	41S	490241
18S	490218	42S	490242
19S	490219	43S	490243
20S	490220	44S	490244
21S	490221	45S	490245
22S	490222	46S	490246
23S	490223	47S	490247
24S	490224	48S	490248
25S	490225	49S	490249
26S	490226	50S	490250
27S	490227	51S	490251
26S	490226	52S	490252
27S	490227	53S	490253
28S	490228	54S	490254
29S	490229	55S	490255
30S	490230	56S	490256
31S	490231	57S	490257
32S	490232	58S	490258
33S	490233	59S	490259
34S	490234	60S	490260
35S	490235		

HSS-Co Core drill - short

> Ø 61 - 130 mm
> 30 mm cutting depth
> 32 mm Weldon shank
for drills from Ø 61 mm



Ø mm	Ref.	Ø mm	Ref.
61S	490261	83S	490283
62S	490262	84S	490284
63S	490263	85S	490285
64S	490264	86S	490286
65S	490265	87S	490287
66S	490266	88S	490288
67S	490267	89S	490289
68S	490268	90S	490290
69S	490269	91S	490291
70S	490270	92S	490292
71S	490271	93S	490293
72S	490272	94S	490294
73S	490273	95S	490295
74S	490274	96S	490296
75S	490275	97S	490297
76S	490276	98S	490298
77S	490277	99S	490299
78S	490278	100S	4902100
79S	490279	110S	4902110
80S	490280	120S	4902120
81S	490281	130S	4902130
82S	490282		

Pilot pin for core drills Ø 12 - 60 mm Weldon 19

Ø mm	Ref.
Pilot pin 075	490200

Pilot pin for core drills Ø 61 - 100 mm Weldon 32

Ø mm	Ref.
Pilot pin 090	490201

* Co-content variable



HSS-Co Core drill - long

- > Ø 12 - 60 mm
- > 55 mm cutting depth
- > 19 mm Weldon shank
for drills up to Ø 60 mm



Ø mm	Ref.	Ø mm	Ref.
12L	490512	36L	490536
13L	490513	37L	490537
14L	490514	38L	490538
15L	490515	39L	490539
16L	490516	40L	490540
17L	490517	41L	490541
18L	490518	42L	490542
19L	490219	43L	490543
20L	490520	44L	490544
21L	490521	45L	490545
22L	490522	46L	490546
23L	490523	47L	490547
24L	490524	48L	490548
25L	490525	49L	490549
26L	490526	50L	490550
27L	490527	51L	490551
26L	490526	52L	490552
27L	490527	53L	490553
28L	490528	54L	490554
29L	490529	55L	490555
30L	490530	56L	490556
31L	490531	57L	490557
32L	490532	58L	490558
33L	490533	59L	490559
34L	490534	60L	490560
35L	490535		

HSS-Co Core drill - long

- > Ø 61 - 130 mm
- > 55 mm cutting depth
- > 32 mm Weldon shank
for drill from Ø 61 mm



Ø mm	Ref.	Ø mm	Ref.
61L	490561	83L	490583
62L	490562	84L	490584
63L	490563	85L	490585
64L	490564	86L	490586
65L	490565	87L	490587
66L	490566	88L	490588
67L	490567	89L	490589
68L	490568	90L	490590
69L	490569	91L	490591
70L	490570	92L	490592
71L	490571	93L	490593
72L	490572	94L	490594
73L	490573	95L	490595
74L	490574	96L	490596
75L	490575	97L	490597
76L	490576	98L	490598
77L	490577	99L	490599
78L	490578	100L	4905100
79L	490579	110L	4905110
80L	490580	120L	4905120
81L	490581	130L	4905130
82L	490582		

Pilot pin for core drills Ø 12 - 60 mm Weldon 19

Ø mm	Ref.
Pilot pin 100	490500

Pilot pin for core drills Ø 61 - 100 mm Weldon 32

Ø mm	Ref.
Pilot pin 120	490501

THE HIGH-PERFORMANCE CORE DRILL TIN COATED

Fully hardened, TiN coated HSS core drills:
from Ø 12 mm (490212TiN) to Ø 60 mm (490260TiN)
with 19 mm Weldon shaft and 30 mm cutting depth.



Reference	Ø [mm]
490200	Pilot pin 075 (Weldon 19)
490212TiN	12
490213TiN	13
490214TiN	14
490215TiN	15
490216TiN	16
490217TiN	17
490218TiN	18
490219TiN	19
490220TiN	20
490221TiN	21
490222TiN	22
490223TiN	23
490224TiN	24
490225TiN	25
490226TiN	26
490227TiN	27
490228TiN	28
490229TiN	29
490230TiN	30
490231TiN	31
490232TiN	32
490233TiN	33
490234TiN	34
490235TiN	35

Reference	Ø [mm]
490236TiN	36
490237TiN	37
490238TiN	38
490239TiN	39
490240TiN	40
490241TiN	41
490242TiN	42
490243TiN	43
490244TiN	44
490245TiN	45
490246TiN	46
490247TiN	47
490248TiN	48
490249TiN	49
490250TiN	50
490251TiN	51
490252TiN	52
490253TiN	53
490254TiN	54
490255TiN	55
490256TiN	56
490257TiN	57
490258TiN	58
490259TiN	59
490260TiN	60
490145TiN	Set Ø 12, 14, 16, 18, 20, 22 mm + pilot pin
490145InTiN	Set 9/16" 5/8" 11/16" 3/4" 13/16" 15/16" + pilot pin



TiN means very high abrasion resistance and low reactivity. Therefore tool wear is significantly reduced by coating. The TiN coating enables the machining of hard steels such as ST 52 and stainless steel (in contrast to HSS-Co for conventional steels)


Range

- Fully hardened, TiN coated HSS core drills
- Range from Ø 12 mm (490212TiN) to Ø 60 mm (490260TiN) with Weldon shaft 19 mm
- Cutting depth 30 mm
- Set 490145TiN 12, 14, 16, 18, 20, 22 + pilot pin
- Set 490145InTiN Ø 9/16" | 5/8" | 11/16" | 3/4" | 13/16" | 15/16" + pilot pin



Coating properties	
Hardness	2.300 ± 200 HV
Maximum temperature	500 °C / 930 °F
Coefficient of friction in steel	0,6
Coating thicknesses	1 - 4 µm
Colour	gold

The machining comparison in tool steel ST 52 thickness 20 mm



TiN drill Ø 20 mm

More than 29 drill holes

Bore in 28 seconds



HSS-Co Ø 20 mm

5 drill holes

Bore in 42 seconds

CORE DRILL SETS

MADE
IN
GERMANY



"GOLDFINGER"

The high-performance core drill TiN coated

Ref. 490145TiN

- Ø 12, 14, 16, 18, 20, 22 mm + pilot pin
- Cutting depth: 30 mm
- 19 mm Weldon shank
- High abrasion resistance and low reactivity
- Increased tool life

Ref 490145InTiN:

- Ø $\frac{9}{16}$ " | $\frac{5}{8}$ " | $\frac{11}{16}$ " | $\frac{3}{4}$ " | $\frac{13}{16}$ " | $\frac{15}{16}$ " + pilot pin



HSS-Co core drill set

Ref. 490145

- Ø 12, 14, 16, 18, 20, 22 mm + pilot pin
- Cutting depth: 30 mm
- Weldon shank 19 mm
- Full-grinding technology
- Increased tool life
- Improved chip flow

Ref 490145In:

- Ø $\frac{9}{16}$ " | $\frac{5}{8}$ " | $\frac{11}{16}$ " | $\frac{3}{4}$ " | $\frac{13}{16}$ " | $\frac{15}{16}$ " + pilot pin



Carbide tipped core drill set

Ref. 490148

- Ø 12, 14, 16, 18, 20, 22 mm + pilot pin
- Cutting depth: 35 mm
- Weldon shank 19 mm
- Core drilling in stainless steel
- Increased tool life
- Improved chip flow



Twist drill set HSS

Ref. 490400SET

- Ø 6, 7, 8, 9, 10, 11 mm
- Cutting depth: 30 mm
- Weldon shank 19 mm
- Drilling in confined spaces

HSS COUNTERSINKS

with 19 mm Weldon shank

HSS 90 ° countersink Ø 30 - 63 mm

For iron, steel, cast materials - for burr-free and chatter-free countersinking and deburring

For deburring drill holes and countersinking screws.



Reference	Ø [mm]	MP 35	MP 40 2S	MP 50 2S	MP 60 2S	MP 60M20	MP 75 4S	MP 80 4S	MP 100M30	MP 150M42
490830	30	√	√	√	√	√	√	√	√	√
490840	40			√	√	√	√	√	√	√
490850	50			√	√	√	√	√	√	√
490855	55				√	√	√	√	√	√
490863	63								√	√

HSS TWIST DRILLS

with 19 mm Weldon shank
30 mm cutting depth

Ideal for use on the
MagPro 35 Kompakt



HSS twist drill Ø 6 - 11 mm

For iron, steel, cast materials

Material: HSS

Cutting direction: right

Point angle: 130 °

19 mm Weldon shank

Reference	Ø [mm]
490406	6
490407	7
490408	8
490409	9
490410	10
490411	11
490400SET	6 7 8 9 10 11



Quick change drill chucks (MT2, MT3 & MT4)

The large stroke range of the Jepson Power magnet core drilling machines combined with the quick-change drill chuck allows quick and efficient working without having to realign and centre after changing tools. The quick-change drill chuck is designed for universal use when using quick-change inserts with and without a safety friction clutch.

Our range of quick-change drill chucks allows for thread cutting from **M4 to M42**

The Magnetic core drilling machines **MagPro 60M20, 100M30 and 150M42** are ideal for thread cutting. The basic requirements for this are: reversible motor, solid shaft control electronics and high motor output.



Reference	Shank	Size	Threads	MP 60M20	MP 75	MP 100M30	MP 150M42
491171	MT 2	2	M5-M20	√			
490162	MT 3	1	M4-M14		√	√	
490165	MT 3	2	M5-M24		√	√	
490169	MT 3	3	M12-M30			√	
491151	MT 4	2	M5-M24				√
491152	MT 4	3	M12-M30				√
491153	MT 4	4	M20-M42				√

Quick change inserts (size 1-3)



Threads from M4 to M30

Jepson Power Inserts for machine screw taps are suitable for accommodating machine screw taps for through-hole threads.

Reference	Size	Threads	Ø x Square
490162M4	1	M4	4,5 / 3,4
490162M5M6	1	M5 / M6	6 / 4,9
490162M8	1	M8	8 / 5,2
490162M10	1	M10	10 / 8
490162M12	1	M12	9 / 7
490162M14	1	M14	11 / 9
490165M5M6	2	M5 / M6	6 / 4,9
490165M8	2	M8	8 / 5,2
490165M10	2	M10	10 / 8
490165M12	2	M12	9 / 7
490165M14	2	M14	11 / 9
490165M16	2	M16	12 / 9
490165M18	2	M18	14 / 11
490165M20	2	M20	16 / 12
490165M22	2	M22	18 / 14,5
490169M14	3	M14	11 / 9
490169M16	3	M16	12 / 9
490169M18	3	M18	14 / 11
490169M20	3	M20	16 / 12
490169M22M24	3	M22 / M24	18 / 14,5
490169M27	3	M27	20 / 16
490169M30	3	M30	22 / 18

Quick change inserts with friction clutch (size 4)



Threads from M20 to M42

Jepson Power Inserts with a safety friction clutch allow precise cutting of through-hole and blind-hole threads. The safety friction clutch prevents the machine screw tap hitting the floor of the drill hole and shearing.

Reference	Size	Threads	Ø x Square
491153M20	4	M20	16 / 12
491153M22M24	4	M22 / M24	18 / 14,5
491153M27	4	M27	20 / 16
491153M30	4	M30	22 / 18
491153M33	4	M33	25 / 20
491153M36	4	M36	28 / 22
491153M39M42	4	M39 / M42	32 / 24



ALLOW TAP TO
CUT IN A
HOLE IN A
THAT THE
CORRECT
TAP

JEPSON POWER
CE


GSMPRO M18 ELECTRIC TAPPER



The M18 tapper makes it convenient and easy to tap a series of holes quickly. The special gear box design gives the operator precise control:

- The tool will not move without pressure on the spindle
- By pressing the spindle, clockwise rotation is activated at low speed (280 min⁻¹)
- Pulling the spindle activates counterclockwise rotation at a higher speed (680 min⁻¹)

The motor was specially developed for this task, with high torque, low speed and high concentricity. This allows the user a controllable power call and makes the M18 the ideal tool for thread cutting in just one work step. The universal holder for standard thread cutters (M6-M18) reliably prevents possible material breakages in the tool used. The ergonomic handle helps the operator to keep the tap straight. The machine has an additional side handle to counteract the leverage. Equipped with a depth stop for tapping in blind holes.



Slip clutch



Delivery in a carry case



Flexible thread holder

Technical specifications	
Power input	450 W
Voltage	230 V / 50 Hz
No load speed	right: 280 min ⁻¹ left: 680 min ⁻¹
Tapping range	M6 - M18
Max. tapping capacity	in steel: 18 mm in aluminum: 16 mm
Insulation class	1 single
Overload protection	integrated
Net weight	3,15 kg
Dimensions	400 x 80 x 200 mm
Cable length	3 m

Description	Reference
Delivery in a carry case with safety clutch, side handle, depth stop and maintenance tool	495090

LSBM127

ELECTRIC HOLE CUTTING DRILL



- Ideal for quickly drilling holes up to Ø 127 mm in tubes with Ø 32 - 203 mm, with an optional chain set also suitable for tubes up to Ø 600 mm
- Built-in bubble level for an easy alignment of the drill
- The tool free quick-release handle can be mounted on either side
- Overload protection



The tool free quick-release handle can be mounted on both sides



Built-in bubble levels



Chain system is quickly mounted

Technical specifications

Power input	1.100 W
Voltage	230 V / 50 Hz
No load speed	130 min ⁻¹
Drill chuck capacity	1 - 16 mm
Max. cutting capacity	Ø 127 mm
Pipe clamping capacity	Ø 32 -203 mm optional 32 - 600 mm
Insulation class:	1 single
Overload protection	integrated
Net weight	14,5 kg
Dimensions	319 x 270 x 302 mm
Cable length	2,5 m

Description

Electric hole cutting drill for pipes Ø 32 - 203 mm
Delivery in a carry case with drill chuck adapter 16 mm,
crank handle set and maintenance tool

Reference

490060

Accessories (optional)

Long chain set for pipes Ø 32 - 600 mm

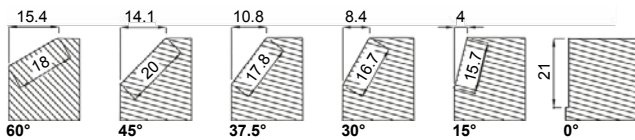
Reference

490061



ELECTRIC BEVELER 0/15-60/TUBE BEVELLING & DEBURRING MACHINE


- High torque AC induction motor offers long life and quiet running
- Adjustable milling angle from 0° and 15° to 60°
- Maximum land width 21 mm
- Tube beveling Ø 150 - 350 mm, with optional table plate Ø 300 up to Ø 600 mm
- Delivery with 12 carbide inserts and tool holder, table plate for beveling tubes Ø 150 - 350 mm and tools
- Change of inserts quick & easy - tool-free
- Precise bevel depth adjustment



Ideal for weld seam preparation



Precise adjustment of bevel angle and height



Tube beveling Ø 150 - 350 mm, with optional table plate Ø 300 up to Ø 600 mm



Delivery in carry case



12 carbide inserts and tool holder included, heavy duty construction



Optional: 12 carbide inserts Ref. 495030

Technical specifications	
Power input	1.100 W
Voltage	230 V / 50 Hz
Speeds	3.000 min ⁻¹
Beveling	60°: 18 mm, 45°: 20 mm 37,5°: 17,8 mm, 30°: 16,7 mm 15°: 15,7 mm, 0°: 21 mm
Dimensions	503 x 350 x 248 mm
Net weight	20,3 kg

Description	Reference
Delivery in carry case with 12 carbide inserts, tool holder, table plate for tube beveling Ø 150 - 350 mm and tools	495020N
Accessories (optional)	
Base plate for tube beveling Ø 300 up to Ø 600 mm	495040
12 carbide inserts	495030

ELECTRIC BEVELER 30° / 45° DEBURRING MACHINE



- Excellent for following curved shapes and forms, perfect for working on round and flat surfaces
- Variable speed for working with a variety of materials
- Complete with 30° & 45° toolholders with 3 carbide inserts
- Uses standard triangle carbide inserts
- Change of inserts quick & easy - tool-free
- Precise tool-free bevel depth adjustment
- Overload protection



Versatile deburring and chamfering of contours, radii and countersink holes, 30° weld seam and visual edge preparation etc.



Tool-free adjustable bevel height and scale



Toolholder with 3 carbide inserts



Optional: Carbide inserts
Ref.: 495001

Technical specifications	
Power input	1.200 W
Voltage	230 V / 50 Hz
Speed	3000 - 6000 min ⁻¹
Bevel angle	30° und 45°
Max. bevel height	6 mm
Smallest inner diameter:	22 mm
Net weight	4,7 kg

Description	Reference
Delivery in a carry case with 30° & 45° tool holder and 3 carbide inserts	495000N
Accessories (optional)	Reference
Set of 10 triangular carbide inserts	495001

ELECTRIC BEVELER 45 / 10.6

BEVELLING AND DEBURRING MACHINE



- Excellent for following curved shapes and forms as well as for working on round and flat surfaces.
- Beveling and deburring starts at 30 mm inner diameter
- Variable speed for working with a variety of materials
- Complete with 45° toolholder with 6 carbide inserts
- Uses four sided carbide inserts
- Change of inserts quick & easy without special tools
- Bevel depth adjustment without tools, directly on the machine
- Overload protection




Tool-free adjustable bevel height and scale



With 45° toolholder



Beveling and deburring starts at 30 mm inner diameter



Optional:
Set of 6 carbide inserts
Ref.: 495011

Technical specifications	
Power input	1.800 W
Voltage	230 V / 50 Hz
Speeds	2.300, 2.600, 3.700, 4.800, 5.800, 6.500 min ⁻¹
Bevel angle	45° (30° & 37,5° optional)
Max. bevel height 45°	10,6 mm
Smallest inner diameter	30 mm
Net weight	6,5 kg

Description	Reference
Delivery in carry case with 45° toolholder with 6 carbide inserts and maintenance tools	495010
Accessories (optional)	
Set of 6 carbide inserts	495011
Toolholder 37,5° for carbide inserts	495016
Toolholder 30° for carbide inserts	495015

WRAPAROUND TUBE SANDER POLISHER 760/40



- Applicable for rough grinding up to mirror polishing
- High efficiency motor with variable fullwave feedback
- Electronic speed control with soft start
- High stable pulleys allow precise control of abrasive belts
- Tool-free change of abrasives
- The large wraparound angle allows easy and fast preparing and finishing of tube constructions (e.g. railings)




Perfect for the finishing of pipe constructions, up to 270° contact for all curves



Starter Pack Ref. 495050

included:

 Carry case (572 x 362 x 238 mm)

Sandpaper belts (1 piece each)

- 80 (40 x 760 mm)
- 100 (40 x 760 mm)
- 120 (20 x 760 mm)

 Surface conditioning belt (40 x 760 mm)

Description	Reference
Delivery in hard carry case with accessories	495050
Technical specifications	
Power input	1.200 W
Voltage	230 V / 50 Hz
No load speed	1.600 - 3.200 min ⁻¹
Surface speed	3 - 12 m/s
Max. belt length	760 mm
Max. belt width	40 mm
Net weight	3,4 kg

HIGH PERFORMANCE ZIRCON ABRASIVE BELTS

Description

Cotton/polyester backing with additive, aluminium oxide grain, double resin, close coat.

Main features and benefits

Extremely long life and highly efficient removal. Coarser grits are suitable for heavy scrubbing of steel and cast iron. It is also suitable for wet applications.

Recommended applications

grinding and cleaning, deburring, removing small protruding welded surfaces or welding spots.

Work surfaces

Standard steel, stainless steel, non ferrous metals, cast iron, alloys.

Description	Packaging	Reference
Abrasive belts 40 x 760 mm - P080	10 pcs	495WS080
Abrasive belts 40 x 760 mm - P100	10 pcs	495WS100
Abrasive belts 40 x 760 mm - P120	10 pcs	495WS120

SURFACE CONDITIONING BELTS X-FLEX

This material is unique in the market. Its particular structure makes it very flexible and it prevents delamination. Ideal to work in narrow belts form and it is easy to fit on very compact machinery.

Description	Packaging	Reference
X-Flex - Brown 40 x 760 mm - coarse	20 pcs	495WS103
X-Flex - Red 40 x 760 mm - medium	20 pcs	495WS104
X-Flex - Blue 40 x 760 mm - very fine	20 pcs	495WS105



DRUM SANDER / POLISHER 100



- Applicable for rough grinding up to mirror polishing
- High efficiency motor with full-wave feedback
- Electronic speed control
- Inflatable rubber sanding drum conforms to the surface (pump included)

Can fit:

- Sanding sleeves in various grits
- Fine sanding sponge sleeves
- Surface conditioning (fleece) sleeves
- Tool-free arbor



Old metal surfaces look shiny and new



Starter Pack Ref. 495080

included:

- Surface conditioning flap wheel
- Drive pulley for belts
- Surface conditioning belts
- Sandpaper belt
- Sandpaper sleeves grit 80, 100, 180 one piece each
- Air pump
- Inflateable rubber sanding drum
- Hook & loop belt closing strap
- Surface conditioning belts

Description	Reference
Delivery in hard carry case with accessories	495080
Technical specifications	
Power input	1.200 W
Voltage	230 V / 50 Hz
No load speed	1000 - 2.400 min ⁻¹
Max. wheel diameter	100 mm
Max. wheel width	100 mm
Arbor	Ø 19 mm x 100 mm with spindle lock
Net weight	4,8 kg



SURFACE CONDITIONING SLEEVES FOR SATIN FINISH MACHINES

Recommended applications: Satin finishing and cleaning, finishing small and large surfaces. Removing scale or marks left by previous operations.
Work surfaces: stainless steel, standard or alloyed steel, non ferrous metals and alloys, aluminium, cast iron, titanium, plastic, wood.

Description	Packaging	Reference
SB 100 x 314 - coarse	5 pcs	495DP100
SB 100 x 314 - medium	5 pcs	495DP101
SB 100 x 314 - very fine	5 pcs	495DP102



HIGH PERFORMANCE ZIRCON SLEEVES FOR SATIN FINISHING MACHINES

Recommended applications: light deburring, cleaning, finishing small and larges surfaces. Removing scale or marks left by previous operations. **Work surfaces:** stainless steel, standard or alloyed steel, nonferrous metals and alloys, aluminium, cast iron, titanium, plastic, wood.

Description	Packaging	Reference
SB 100 x 314 - P080	10 pcs	495DP103
SB 100 x 314 - P100	10 pcs	495DP104
SB 100 x 314 - P120	10 pcs	495DP105



NONWOVEN WHEELS FOR SATIN FINISH MACHINES

Recommended applications: Light deburring and cleaning. Satin finishing small and large surfaces. Removing scale. Removing marks left by previous operations and re-finishing after bending, welding or satin coil mounding. **Work surfaces:** Stainless steel, standard or alloyed steel, nonferrous metals and alloys, aluminium, cast iron, titanium, plastic.

Description	Packaging	Reference
SB 100 - coarse	4 pcs	495DP106
SB 100 - medium	4 pcs	495DP107
SB 100 - very fine	4 pcs	495DP108



INTERLEAF WHEELS FOR SATIN FINISH MACHINES

Recommended applications: Light deburring and cleaning. Satin finishing small and large surfaces. Removing scale. Removing marks left by previous operations. **Work surfaces:** Stainless steel, standard or alloyed steel, nonferrous metals and alloys, aluminium, cast iron, titanium.

Description	Packaging	Reference
SB 100 - coarse	4 pcs	495DP109
SB 100 - medium	4 pcs	495DP110
SB 100 - very fine	4 pcs	495DP111

TRAINING AND CONSULTING



You have the task, we have the tools!

We offer specialized solutions for cutting and drilling in steel and stainless steel and like to share detailed information about our products as much as we can.

Feel free to contact us for product training via video conference to get to know our products better.




Face-to-face consulting

At demodays, technical training days and tradeshow we like sharing our innovative cutting technology with you to offer you the best possible solution for your cutting problems.

Fairs and trade shows

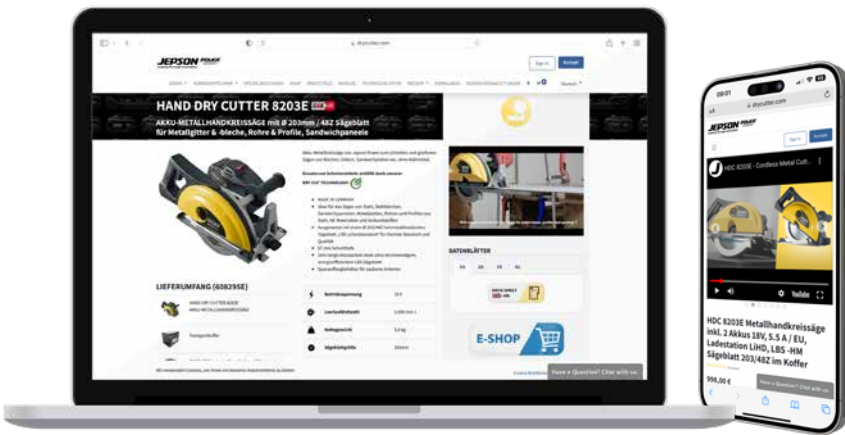
We participate at tradeshow and specialized events. Connecting face-to-face with our customers is an essential part of our business.



Live product demos

We reach out to our customers to perform demonstrations on the construction site. This way we get the best results finding a solution for your problems.





Stock and customer service

We always keep large quantities of all our machines, accessories and spare parts on stock to guarantee fast and reliable shipping. Of course, we not only take care of the sale of machines and consumables, our customers can also rely on our experienced specialists for technical support, repairs and maintenance.

We get involved!

As a practical partner of a local university, we offer practical experience to dual students and thus support the training of future specialists. We sponsor youth sports clubs to promote an active lifestyle and support charities such as Caritas.

We strive to not only be financially successful, but also to have a positive impact on our community..



Performance and endurance

Both our machines and our team impress with the highest performance and resilience. We are constantly on the move, because the next generations of our Dry Cutter machines with their unique saw blades are already being developed and tested in our German production facility in Eschweiler. Our daily incentive: faster sawing, better service life and larger cutting areas!

Certified for your safety!

All our products are certified. We attach great importance to quality and safety and have therefore subjected all our products to rigorous testing procedures. These certifications guarantee that our products meet the highest standards and legal requirements. Trust our certified products for your satisfaction and safety.

Standard	ISO 9001:2015
Certificate Registr. No.	01 100 120016
Certificate Holder:	JEPSON POWER GERMANY Leading Through Innovation
	Management System ISO 9001:2015
	www.tuv.com ID 9105068261

JEPSON POWER®

GERMANY
Leading Through Innovation since 1984



dry cutting technology | clean | fast | thin | ecological 

Jepson Power GmbH
Ernst-Abbe-Straße 5
52249 Eschweiler
Germany

Phone
E-Mail
Website

+49 2403 64 55 0
info@jepson.de
www.drycutter.com